


Print Reports


Team Cumulative Offensive Statistics

	 Your Team	Opponents
Scoring	205	103
Points Per Game	25.6	12.9
Downs		
First Downs	97	88
First Downs - Rushing	69	59
First Downs - Passing	22	22
First Downs - Penalties	6	7
Third Down Conversions/Attempts	32/80 (40.0%)	23/96 (24.0%)
Fourth Down Conversions/Attempts	3/10 (30.0%)	10/22 (45.5%)
Turnovers	11	8
Rushing	1687	1063
Attempts	293	283
Average Per Rush	5.8	3.8
Average Per Game	210.9	132.9
Rushing TDs	19	11
Passing	487	517
Completions- Attempts	37 - 77	53 - 115
Avg Per Attempt	6.3	4.5
Avg Per Completion	13.2	9.8
Avg Per Game	60.9	64.6
Passing TDs	5	3
Interceptions	3	5
Fumbles - Lost	11 - 8	6 - 3
Total Offense	2174	1580
Total Plays	370	398
Average per Play	5.9	4.0
Average Per Game	271.8	197.5

Time of Possession	03:10:19	03:00:11
Penalties - Yards	42 - 360	31 - 225


TURNOVER BREAKDOWN						
TAKEAWAY			GIVEAWAY			
INT	FUM	TOTAL	INT	FUM	TOTAL	DIFF
5	3	8	2	8	10	(-2)

Team Cumulative Defensive Statistics

MIDDLETOWN (4 - 4)		
	 Your Team	Opponents
Sacks	18	2
Yards	125	14
Interceptions	5	2
Yards	70	31
Touchdowns	1	0
Fumbles		
Forced	0	1
Recovered	3	8
Yards	95	28
Turnover Return Yards	165	59
Pass Break Ups	16	7
Safeties	0	0

TURNOVER BREAKDOWN						
TAKEAWAY			GIVEAWAY			
INT	FUM	TOTAL	INT	FUM	TOTAL	DIFF
5	3	8	2	8	10	(-2)

Team Cumulative Special Teams Statistics

	 Your Team	Opponents
Kickoff Returns	22	32
Yards	307	472
Average Per Attempt	14.0	14.8
Kickoff Return TDs	0	0
Kickoffs	39	24
Yards	1726	934
Average	44.3	38.9
Touchbacks	2	1
Punt Returns	24	10
Yards	264	51
Fair Catches	0	0
Average Per Attempt	11.0	5.1
Punt Return TDs	1	0
Punts	28	41
Yards	892	1253
Punting Touchbacks	2	2
Average Yards Per Punt	31.9	30.6
Punts Blocked	2	0
Field Goals Made - Attempted	6 - 7	1 - 3
0-19	0 - 0	0 - 0
20-29	3 - 3	1 - 3
30-39	3 - 3	0 - 0
40-49	0 - 1	0 - 0
50+	0 - 0	0 - 0
PAT Made - Attempted	21 - 24	8 - 10
Two Point Conversions Made - Attempted	1 - 2	1 - 4

Player Cumulative Offensive Statistics

RUSHING						
Name	G	Att	Yds	Avg	TD	YPG
#45 James Early	8	73	503	6.9	6	62.9
#12 Matt Evich	8	63	335	5.3	4	41.9
#20 Brandon Jones	8	56	269	4.8	0	33.6
#32 Anthony Orsini	8	35	268	7.7	4	33.5
#3 Marquis Lauer	8	40	233	5.8	3	29.1
#34 Jacob Buchanan	8	9	26	2.9	1	3.3
#42 Shane Clark	8	7	21	3.0	0	2.6
#15 Will Davis	8	3	19	6.3	0	2.4
#40 Tyler Clemmer	8	1	9	9.0	0	1.1
#6 Adam Bain	8	3	5	1.7	1	0.6
#5 Daniel Pirrone	8	1	2	2.0	0	0.3
#21 Garrett Johnson	8	1	(-1)	(-1.0)	0	(-0.1)
#43 Andrew Wenner	8	1	(-2)	(-2.0)	0	(-0.3)

PASSING									
Name	G	Cmp	Att	Yds	TD	Int	YPG	Pct	QBR
#12 Matt Evich	8	36	74	478	5	3	59.8	48.6%	117.1
#15 Will Davis	8	1	2	9	0	0	1.1	50.0%	87.8
#6 Adam Bain	8	0	1	0	0	0	0.0	0.0%	0.0

RECEIVING

Name	G	Rec	Yds	Avg	TD	YPG
#43 Andrew Wenner	8	6	124	20.7	1	15.5
#3 Marquis Lauer	8	7	106	15.1	2	13.3
#40 Tyler Clemmer	8	5	72	14.4	0	9.0
#8 Shawn Green	8	4	49	12.3	0	6.1
#21 Garrett Johnson	8	2	28	14.0	0	3.5
#9 KJ Bromwell	8	2	26	13.0	1	3.3
#45 James Early	8	2	17	8.5	1	2.1
#15 Will Davis	8	1	14	14.0	0	1.8
#32 Anthony Orsini	8	3	12	4.0	0	1.5
#81 Jacob Hamilton	8	1	12	12.0	0	1.5
#6 Adam Bain	8	1	9	9.0	0	1.1
#2 Louis Prenskey	8	1	9	9.0	0	1.1
#18 Nick Madden	8	1	5	5.0	0	0.6
#89 Ben Jones	8	1	4	4.0	0	0.5

FUMBLES

Name	Fumbles Recoveries	Fumbles Lost
#59 Lenny Grzeskiewicz	2	0
#42 Shane Clark	0	1
#9 KJ Bromwell	1	0
#45 James Early	3	0
#12 Matt Evich	1	4
#3 Marquis Lauer	0	2
#32 Anthony Orsini	1	1

TOTAL OFFENSE

Name	G	Plays	Rush - Yards	Pass - Yards	TGT - Rec - Yards	Total Yards	YPG
#12 Matt Evich	8	137	63 - 335	74 - 478	0 - 0 - 0	813	101.6
#45 James Early	8	73	73 - 503	0 - 0	2 - 2 - 17	520	65.0
#3 Marquis Lauer	8	40	40 - 233	0 - 0	8 - 7 - 106	339	42.4
#32 Anthony Orsini	8	35	35 - 268	0 - 0	3 - 3 - 12	280	35.0
#20 Brandon Jones	8	56	56 - 269	0 - 0	0 - 0 - 0	269	33.6
#43 Andrew Wenner	8	1	1 - (-2)	0 - 0	6 - 6 - 124	122	15.3
#40 Tyler Clemmer	8	1	1 - 9	0 - 0	5 - 5 - 72	81	10.1
#8 Shawn Green	8	0	0 - 0	0 - 0	5 - 4 - 49	49	6.1
#15 Will Davis	8	5	3 - 19	2 - 9	2 - 1 - 14	42	5.3
#21 Garrett Johnson	8	1	1 - (-1)	0 - 0	2 - 2 - 28	27	3.4
#34 Jacob Buchanan	8	9	9 - 26	0 - 0	0 - 0 - 0	26	3.3
#9 KJ Bromwell	8	0	0 - 0	0 - 0	2 - 2 - 26	26	3.3
#42 Shane Clark	8	7	7 - 21	0 - 0	0 - 0 - 0	21	2.6
#6 Adam Bain	8	4	3 - 5	1 - 0	1 - 1 - 9	14	1.8
#81 Jacob Hamilton	8	0	0 - 0	0 - 0	1 - 1 - 12	12	1.5
#2 Louis Prenskey	8	0	0 - 0	0 - 0	1 - 1 - 9	9	1.1
#18 Nick Madden	8	0	0 - 0	0 - 0	1 - 1 - 5	5	0.6
#89 Ben Jones	8	0	0 - 0	0 - 0	1 - 1 - 4	4	0.5
#5 Daniel Pirrone	8	1	1 - 2	0 - 0	0 - 0 - 0	2	0.3

ALL PURPOSE YARDS

Name	G	Rush	Rec	KR	PR	Int	FR	Total	YPG
#45 James Early	8	503	17	0	8	0	0	528	66.0
#3 Marquis Lauer	8	233	106	163	0	0	0	502	62.8
#20 Brandon Jones	8	269	0	128	0	0	0	397	49.6
#12 Matt Evich	8	335	0	0	2	0	0	337	42.1
#32 Anthony Orsini	8	268	12	0	0	0	0	280	35.0
#5 Daniel Pirrone	8	2	0	0	215	19	0	236	29.5
#9 KJ Bromwell	8	0	26	0	0	26	95	147	18.4
#43 Andrew Wenner	8	(-2)	124	0	0	0	0	122	15.3
#40 Tyler Clemmer	8	9	72	0	0	0	0	81	10.1
#8 Shawn Green	8	0	49	12	7	0	0	68	8.5
#21 Garrett Johnson	8	0	28	0	0	25	0	53	6.6
#6 Adam Bain	8	5	9	4	32	0	0	50	6.3
#15 Will Davis	8	19	14	0	0	0	0	33	4.1
#34 Jacob Buchanan	8	26	0	0	0	0	0	26	3.3
#42 Shane Clark	8	21	0	0	0	0	0	21	2.6
#81 Jacob Hamilton	8	0	12	0	0	0	0	12	1.5
#2 Louis Prenskey	8	0	9	0	0	0	0	9	1.1
#18 Nick Madden	8	0	5	0	0	0	0	5	0.6
#89 Ben Jones	8	0	4	0	0	0	0	4	0.5

SCORING

Name	TD	FG	Kick PAT	2pt PAT	Pts
#9 KJ Bromwell	2	6	21	0	51
#45 James Early	7	0	0	0	42
#3 Marquis Lauer	5	0	0	0	30
#12 Matt Evich	4	0	0	0	24
#32 Anthony Orsini	4	0	0	0	24
#43 Andrew Wenner	1	0	0	1	8
#21 Garrett Johnson	1	0	0	0	6
#34 Jacob Buchanan	1	0	0	0	6
#5 Daniel Pirrone	1	0	0	0	6
#6 Adam Bain	1	0	0	0	6

Player Cumulative Defensive Statistics

DEFENSE

Name	Total Tackles	Solo	Assist	Sack - Yds	TFL	Safeties	Pass Breakups
#43 Andrew Wenner	36.5	29	15	2 - 21	8.5	0	4
#59 Lenny Grzeskiewicz	30.5	21	19	2 - 2	4	0	0
#15 Will Davis	28.5	24	9	0 - 0	1	0	2
#21 Garrett Johnson	26	21	10	3 - 25	7.5	0	2
#52 Matt Pritts	25.5	22	7	3 - 24	8	0	0
#76 Jace Denham	21	15	12	0 - 0	3	0	0
#18 Nick Madden	19.5	13	13	1 - 6	3.5	0	0
#5 Daniel Pirrone	19.5	16	7	0 - 0	1	0	0
#6 Adam Bain	12.5	11	3	0 - 0	1	0	2
#9 KJ Bromwell	12.5	11	3	0 - 0	1	0	1
#72 Sean Mullican	12.5	10	5	1 - 10	1.5	0	0
#40 Tyler Clemmer	11.5	10	3	1 - 5	4.5	0	0
#51 Kevin Long	10	7	6	1.5 - 9	4	0	0
#81 Jacob Hamilton	9	7	4	0.5 - 0	1.5	0	0
#89 Ben Jones	8.5	7	3	1 - 9	1.5	0	0
#32 Anthony Orsini	7.5	5	5	0 - 0	0.5	0	0
#50 Derek Delauter	7	6	2	0 - 0	2	0	0
#83 Joe DeVine	6.5	5	3	1 - 11	2	0	1
#34 Jacob Buchanan	6.5	4	5	0 - 0	0	0	0
#8 Shawn Green	6.5	4	5	0 - 0	0	0	0
#7 Jose Osorio	5.5	4	3	0 - 0	0	0	1
#12 Matt Evich	3.5	2	3	0 - 0	0	0	0
#45 James Early	2.5	2	1	0.5 - 3	0.5	0	0
#80 Jacob O'Neil	2	2	0	0 - 0	0	0	1
#78 Grant Dougherty	2	1	2	0.5 - 0	0.5	0	0
#2 Louis Prenskey	1.5	1	1	0 - 0	0	0	1

#53 Zach Mentzer	1.5	1	1	0 - 0	0	0	0
#20 Brandon Jones	1.5	1	1	0 - 0	0	0	0
#56 Kevin Lynott	1.5	1	1	0 - 0	0	0	0
#11 Nathan Yancy	1	1	0	0 - 0	0	0	0
#4 Ryan Parker	1	1	0	0 - 0	0	0	0
#64 Robert Prescott	1	1	0	0 - 0	0	0	0
#66 Jarrett Grove	1	1	0	0 - 0	0	0	0
#61 Same Carnahan	1	1	0	0 - 0	0	0	0
#88 Mert Gulen	0.5	0	1	0 - 0	0	0	0
#42 Shane Clark	0.5	0	1	0 - 0	0	0	0
#3 Marquis Lauer	0	0	0	0 - 0	0	0	1

INTERCEPTIONS

Name	Num	Return Yards	TD
#21 Garrett Johnson	1	25	1
#5 Daniel Pirrone	1	19	0
#9 KJ Bromwell	1	26	0
#52 Matt Pritts	1	0	0
#15 Will Davis	1	0	0

FUMBLES

Name	Forced	Recovered	Recovery Yards	TD
#59 Lenny Grzeskiewicz	0	2	0	0
#9 KJ Bromwell	0	1	95	1
#45 James Early	0	3	0	0
#12 Matt Evich	0	1	0	0
#32 Anthony Orsini	0	1	0	0

Player Cumulative Special Teams Statistics

KICKING							
Name	FGM-A	0-19	20-29	30-39	40-49	50+	XPM-A
#9 KJ Bromwell	6 - 7	0 - 0	3 - 3	3 - 3	0 - 1	0 - 0	21 - 23
#10 Gabe Berger	0 - 0	0 - 0	0 - 0	0 - 0	0 - 0	0 - 0	0 - 1

KICKOFFS				
Name	Num	Yds	Avg	Touchbacks
#9 KJ Bromwell	38	1678	44.2	2
#11 Nathan Yancy	1	48	48.0	0

PUNTING							
Name	Num	Yds	Avg	I20	Blk	Touchbacks	Fair Catches
#15 Will Davis	28	892	31.9	6	2	2	0

KICK RETURNS				
Name	Num	Yds	Avg	TD
#3 Marquis Lauer	11	163	14.8	0
#20 Brandon Jones	7	128	18.3	0
#8 Shawn Green	2	12	6.0	0
#6 Adam Bain	1	4	4.0	0
#5 Daniel Pirrone	1	0	0.0	0

PUNT RETURNS

Name	Num	Yds	Avg	TD
#5 Daniel Pirrone	13	215	16.5	1
#6 Adam Bain	5	32	6.4	0
#45 James Early	1	8	8.0	0
#8 Shawn Green	1	7	7.0	0
#12 Matt Evich	2	2	1.0	0
#18 Nick Madden	1	0	0.0	0
#32 Anthony Orsini	1	0	0.0	0

