


Print Reports


Team Cumulative Offensive Statistics

	 Your Team	Opponents
Scoring	212	141
Points Per Game	23.6	15.7
Downs		
First Downs	109	109
First Downs - Rushing	76	69
First Downs - Passing	25	31
First Downs - Penalties	8	9
Third Down Conversions/Attempts	38/94 (40.4%)	27/106 (25.5%)
Fourth Down Conversions/Attempts	5/14 (35.7%)	11/24 (45.8%)
Turnovers	13	9
Rushing	1852	1345
Attempts	341	320
Average Per Rush	5.4	4.2
Average Per Game	205.8	149.4
Rushing TDs	20	13
Passing	525	807
Completions- Attempts	43 - 85	67 - 133
Avg Per Attempt	6.2	6.1
Avg Per Completion	12.2	12.0
Avg Per Game	58.3	89.7
Passing TDs	5	6
Interceptions	3	6
Fumbles - Lost	13 - 10	6 - 3
Total Offense	2377	2152
Total Plays	426	453
Average per Play	5.6	4.8
Average Per Game	264.1	239.1

Time of Possession	03:36:39	03:21:51
Penalties - Yards	47 - 405	36 - 275


TURNOVER BREAKDOWN						
TAKEAWAY			GIVEAWAY			
INT	FUM	TOTAL	INT	FUM	TOTAL	DIFF
6	3	9	2	10	12	(-3)

Team Cumulative Defensive Statistics

MIDDLETOWN (4 - 5)		
	 Your Team	Opponents
Sacks	19	4
Yards	132	28
Interceptions	6	2
Yards	70	31
Touchdowns	1	0
Fumbles		
Forced	0	1
Recovered	3	10
Yards	95	28
Turnover Return Yards	165	59
Pass Break Ups	16	8
Safeties	0	0

TURNOVER BREAKDOWN						
TAKEAWAY			GIVEAWAY			
INT	FUM	TOTAL	INT	FUM	TOTAL	DIFF
6	3	9	2	10	12	(-3)

Team Cumulative Special Teams Statistics

	 Your Team	Opponents
Kickoff Returns	28	33
Yards	443	503
Average Per Attempt	15.8	15.2
Kickoff Return TDs	0	0
Kickoffs	41	31
Yards	1821	1218
Average	44.4	39.3
Touchbacks	3	1
Punt Returns	24	11
Yards	264	51
Fair Catches	0	0
Average Per Attempt	11.0	4.6
Punt Return TDs	1	0
Punts	32	42
Yards	1023	1285
Punting Touchbacks	2	2
Average Yards Per Punt	32.0	30.6
Punts Blocked	2	0
Field Goals Made - Attempted	6 - 7	2 - 5
0-19	0 - 0	0 - 0
20-29	3 - 3	1 - 3
30-39	3 - 3	1 - 2
40-49	0 - 1	0 - 0
50+	0 - 0	0 - 0
PAT Made - Attempted	22 - 25	13 - 15
Two Point Conversions Made - Attempted	1 - 2	1 - 4

Player Cumulative Offensive Statistics

RUSHING						
Name	G	Att	Yds	Avg	TD	YPG
#45 James Early	9	82	533	6.5	6	59.2
#32 Anthony Orsini	9	53	366	6.9	4	40.7
#12 Matt Evich	9	75	349	4.7	4	38.8
#20 Brandon Jones	9	60	274	4.6	1	30.4
#3 Marquis Lauer	9	42	242	5.8	3	26.9
#34 Jacob Buchanan	9	9	26	2.9	1	2.9
#42 Shane Clark	9	7	21	3.0	0	2.3
#15 Will Davis	9	3	19	6.3	0	2.1
#40 Tyler Clemmer	9	1	9	9.0	0	1.0
#21 Garrett Johnson	9	3	6	2.0	0	0.7
#6 Adam Bain	9	3	5	1.7	1	0.6
#5 Daniel Pirrone	9	1	2	2.0	0	0.2
#2 Louis Prenskey	9	1	2	2.0	0	0.2
#43 Andrew Wenner	9	1	(-2)	(-2.0)	0	(-0.2)

PASSING									
Name	G	Cmp	Att	Yds	TD	Int	YPG	Pct	QBR
#12 Matt Evich	9	42	82	516	5	3	57.3	51.2%	116.9
#15 Will Davis	9	1	2	9	0	0	1.0	50.0%	87.8
#6 Adam Bain	9	0	1	0	0	0	0.0	0.0%	0.0

RECEIVING

Name	G	Rec	Yds	Avg	TD	YPG
#43 Andrew Wenner	9	6	124	20.7	1	13.8
#3 Marquis Lauer	9	7	106	15.1	2	11.8
#40 Tyler Clemmer	9	6	74	12.3	0	8.2
#8 Shawn Green	9	4	49	12.3	0	5.4
#45 James Early	9	8	45	5.6	1	5.0
#21 Garrett Johnson	9	2	28	14.0	0	3.1
#9 KJ Bromwell	9	2	26	13.0	1	2.9
#32 Anthony Orsini	9	2	20	10.0	0	2.2
#15 Will Davis	9	1	14	14.0	0	1.6
#81 Jacob Hamilton	9	1	12	12.0	0	1.3
#6 Adam Bain	9	1	9	9.0	0	1.0
#2 Louis Prenskey	9	1	9	9.0	0	1.0
#18 Nick Madden	9	1	5	5.0	0	0.6
#89 Ben Jones	9	1	4	4.0	0	0.4

OFFENSIVE FUMBLES

Name	Fumbles	Fumbles Lost
#42 Shane Clark	1	1
#45 James Early	2	0
#12 Matt Evich	5	5
#3 Marquis Lauer	3	2
#32 Anthony Orsini	2	2

TOTAL OFFENSE

Name	G	Plays	Rush - Yards	Pass - Yards	TGT - Rec - Yards	Total Yards	YPG
#12 Matt Evich	9	157	75 - 349	82 - 516	0 - 0 - 0	865	96.1
#45 James Early	9	82	82 - 533	0 - 0	9 - 8 - 45	578	64.2
#32 Anthony Orsini	9	53	53 - 366	0 - 0	3 - 2 - 20	386	42.9
#3 Marquis Lauer	9	42	42 - 242	0 - 0	8 - 7 - 106	348	38.7
#20 Brandon Jones	9	60	60 - 274	0 - 0	0 - 0 - 0	274	30.4
#43 Andrew Wenner	9	1	1 - (-2)	0 - 0	6 - 6 - 124	122	13.6
#40 Tyler Clemmer	9	1	1 - 9	0 - 0	6 - 6 - 74	83	9.2
#8 Shawn Green	9	0	0 - 0	0 - 0	5 - 4 - 49	49	5.4
#15 Will Davis	9	5	3 - 19	2 - 9	2 - 1 - 14	42	4.7
#21 Garrett Johnson	9	3	3 - 6	0 - 0	2 - 2 - 28	34	3.8
#34 Jacob Buchanan	9	9	9 - 26	0 - 0	0 - 0 - 0	26	2.9
#9 KJ Bromwell	9	0	0 - 0	0 - 0	2 - 2 - 26	26	2.9
#42 Shane Clark	9	7	7 - 21	0 - 0	0 - 0 - 0	21	2.3
#6 Adam Bain	9	4	3 - 5	1 - 0	1 - 1 - 9	14	1.6
#81 Jacob Hamilton	9	0	0 - 0	0 - 0	1 - 1 - 12	12	1.3
#2 Louis Prenskey	9	1	1 - 2	0 - 0	1 - 1 - 9	11	1.2
#18 Nick Madden	9	0	0 - 0	0 - 0	1 - 1 - 5	5	0.6
#89 Ben Jones	9	0	0 - 0	0 - 0	1 - 1 - 4	4	0.4
#5 Daniel Pirrone	9	1	1 - 2	0 - 0	0 - 0 - 0	2	0.2

ALL PURPOSE YARDS

Name	G	Rush	Rec	KR	PR	Int	FR	Total	YPG
#45 James Early	9	533	45	0	8	0	0	586	65.1
#3 Marquis Lauer	9	242	106	236	0	0	0	584	64.9
#20 Brandon Jones	9	274	0	128	0	0	0	402	44.7
#32 Anthony Orsini	9	366	20	0	0	0	0	386	42.9
#12 Matt Evich	9	349	0	0	2	0	0	351	39.0
#5 Daniel Pirrone	9	2	0	6	215	19	0	242	26.9
#9 KJ Bromwell	9	0	26	0	0	26	95	147	16.3
#8 Shawn Green	9	0	49	69	7	0	0	125	13.9
#43 Andrew Wenner	9	(-2)	124	0	0	0	0	122	13.6
#40 Tyler Clemmer	9	9	74	0	0	0	0	83	9.2
#21 Garrett Johnson	9	7	28	0	0	25	0	60	6.7
#6 Adam Bain	9	5	9	4	32	0	0	50	5.6
#15 Will Davis	9	19	14	0	0	0	0	33	3.7
#34 Jacob Buchanan	9	26	0	0	0	0	0	26	2.9
#42 Shane Clark	9	21	0	0	0	0	0	21	2.3
#81 Jacob Hamilton	9	0	12	0	0	0	0	12	1.3
#2 Louis Prenskey	9	2	9	0	0	0	0	11	1.2
#18 Nick Madden	9	0	5	0	0	0	0	5	0.6
#89 Ben Jones	9	0	4	0	0	0	0	4	0.4

SCORING

Name	TD	FG	Kick PAT	2pt PAT	Pts
#9 KJ Bromwell	2	6	22	0	52
#45 James Early	7	0	0	0	42
#3 Marquis Lauer	5	0	0	0	30
#12 Matt Evich	4	0	0	0	24
#32 Anthony Orsini	4	0	0	0	24
#43 Andrew Wenner	1	0	0	1	8
#21 Garrett Johnson	1	0	0	0	6
#34 Jacob Buchanan	1	0	0	0	6
#5 Daniel Pirrone	1	0	0	0	6
#20 Brandon Jones	1	0	0	0	6
#6 Adam Bain	1	0	0	0	6

Player Cumulative Defensive Statistics

DEFENSE

Name	Total Tackles	Solo	Assist	Sack - Yds	TFL	Safeties	Pass Breakups
#43 Andrew Wenner	37.5	30	15	2 - 21	8.5	0	4
#59 Lenny Grzeskiewicz	34.5	24	21	2 - 2	4	0	0
#52 Matt Pritts	32	28	8	4 - 31	9	0	0
#15 Will Davis	31.5	27	9	0 - 0	1	0	2
#21 Garrett Johnson	29	22	14	3 - 25	7.5	0	2
#18 Nick Madden	25.5	19	13	1 - 6	3.5	0	0
#5 Daniel Pirrone	25.5	22	7	0 - 0	2	0	0
#76 Jace Denham	24	16	16	0 - 0	4	0	0
#6 Adam Bain	16.5	15	3	0 - 0	1	0	2
#9 KJ Bromwell	15.5	14	3	0 - 0	1	0	1
#40 Tyler Clemmer	13	11	4	1 - 5	4.5	0	0
#72 Sean Mullican	12.5	10	5	1 - 10	1.5	0	0
#51 Kevin Long	11.5	7	9	1.5 - 9	4	0	0
#32 Anthony Orsini	10	6	8	0 - 0	0.5	0	0
#81 Jacob Hamilton	9	7	4	0.5 - 0	1.5	0	0
#89 Ben Jones	8.5	7	3	1 - 9	1.5	0	0
#8 Shawn Green	7.5	5	5	0 - 0	0	0	0
#50 Derek Delauter	7	6	2	0 - 0	2	0	0
#83 Joe DeVine	6.5	5	3	1 - 11	2	0	1
#34 Jacob Buchanan	6.5	4	5	0 - 0	0	0	0
#7 Jose Osorio	5.5	4	3	0 - 0	0	0	1
#12 Matt Evich	3.5	2	3	0 - 0	0	0	0
#78 Grant Dougherty	3	2	2	0.5 - 0	0.5	0	0
#45 James Early	2.5	2	1	0.5 - 3	0.5	0	0
#80 Jacob O'Neil	2	2	0	0 - 0	0	0	1
#2 Louis Prenskey	1.5	1	1	0 - 0	0	0	1

#53 Zach Mentzer	1.5	1	1	0 - 0	0	0	0
#20 Brandon Jones	1.5	1	1	0 - 0	0	0	0
#56 Kevin Lynott	1.5	1	1	0 - 0	0	0	0
#11 Nathan Yancy	1	1	0	0 - 0	0	0	0
#4 Ryan Parker	1	1	0	0 - 0	0	0	0
#64 Robert Prescott	1	1	0	0 - 0	0	0	0
#66 Jarrett Grove	1	1	0	0 - 0	0	0	0
#61 Same Carnahan	1	1	0	0 - 0	0	0	0
#88 Mert Gulen	0.5	0	1	0 - 0	0	0	0
#42 Shane Clark	0.5	0	1	0 - 0	0	0	0
#3 Marquis Lauer	0	0	0	0 - 0	0	0	1

INTERCEPTIONS

Name	Num	Return Yards	TD
#21 Garrett Johnson	1	25	1
#5 Daniel Pirrone	1	19	0
#9 KJ Bromwell	1	26	0
#52 Matt Pritts	1	0	0
#15 Will Davis	1	0	0
#18 Nick Madden	1	0	0

DEFENSIVE FUMBLES

Name	Forced	Recovered	Recovery Yards	TD
#59 Lenny Grzeskiewicz	0	2	0	0
#9 KJ Bromwell	0	1	95	1
#45 James Early	0	3	0	0
#12 Matt Evich	0	1	0	0
#32 Anthony Orsini	0	1	0	0

Player Cumulative Special Teams Statistics

KICKING							
Name	FGM-A	0-19	20-29	30-39	40-49	50+	XPM-A
#9 KJ Bromwell	6 - 7	0 - 0	3 - 3	3 - 3	0 - 1	0 - 0	22 - 24
#10 Gabe Berger	0 - 0	0 - 0	0 - 0	0 - 0	0 - 0	0 - 0	0 - 1

KICKOFFS				
Name	Num	Yds	Avg	Touchbacks
#9 KJ Bromwell	40	1773	44.3	3
#11 Nathan Yancy	1	48	48.0	0

PUNTING							
Name	Num	Yds	Avg	I20	Blk	Touchbacks	Fair Catches
#15 Will Davis	28	892	31.9	6	2	2	0
#12 Matt Evich	4	131	32.8	1	0	0	1

KICK RETURNS					
Name	Num	Yds	Avg	TD	
#3 Marquis Lauer	13	236	18.2	0	
#20 Brandon Jones	7	128	18.3	0	
#8 Shawn Green	5	69	13.8	0	
#5 Daniel Pirrone	2	6	3.0	0	
#6 Adam Bain	1	4	4.0	0	

PUNT RETURNS

Name	Num	Yds	Avg	TD
#5 Daniel Pirrone	13	215	16.5	1
#6 Adam Bain	5	32	6.4	0
#45 James Early	1	8	8.0	0
#8 Shawn Green	1	7	7.0	0
#12 Matt Evich	2	2	1.0	0
#18 Nick Madden	1	0	0.0	0
#32 Anthony Orsini	1	0	0.0	0

