


Print Reports


Team Cumulative Offensive Statistics

	 Your Team	Opponents
Scoring	219	162
Points Per Game	21.9	16.2
Downs		
First Downs	121	119
First Downs - Rushing	83	79
First Downs - Passing	27	31
First Downs - Penalties	11	9
Third Down Conversions/Attempts	40/104 (38.5%)	31/119 (26.1%)
Fourth Down Conversions/Attempts	6/17 (35.3%)	12/28 (42.9%)
Turnovers	18	10
Rushing	1955	1555
Attempts	385	368
Average Per Rush	5.1	4.2
Average Per Game	195.5	155.5
Rushing TDs	20	14
Passing	617	794
Completions- Attempts	46 - 93	68 - 138
Avg Per Attempt	6.6	5.8
Avg Per Completion	13.4	11.7
Avg Per Game	61.7	79.4
Passing TDs	6	7
Interceptions	6	6
Fumbles - Lost	15 - 12	7 - 4
Total Offense	2572	2349
Total Plays	478	506
Average per Play	5.4	4.6
Average Per Game	257.2	234.9

	42	35
Time of Possession	03:59:07	03:47:23
Penalties - Yards	50 - 430	44 - 350


TURNOVER BREAKDOWN						
TAKEAWAY			GIVEAWAY			
INT	FUM	TOTAL	INT	FUM	TOTAL	DIFF
6	4	10	5	12	17	(-7)

Team Cumulative Defensive Statistics

MIDDLETOWN (4 - 6)		
	 Your Team	Opponents
Sacks	22	5
Yards	158	33
Interceptions	6	5
Yards	70	52
Touchdowns	1	0
Fumbles		
Forced	0	1
Recovered	4	12
Yards	95	91
Turnover Return Yards	165	143
Pass Break Ups	17	9
Safeties	0	0

TURNOVER BREAKDOWN						
TAKEAWAY			GIVEAWAY			
INT	FUM	TOTAL	INT	FUM	TOTAL	DIFF
6	4	10	5	12	17	(-7)

Team Cumulative Special Teams Statistics

	 Your Team	Opponents
Kickoff Returns	31	34
Yards	505	527
Average Per Attempt	16.3	15.5
Kickoff Return TDs	0	0
Kickoffs	43	36
Yards	1925	1377
Average	44.8	38.3
Touchbacks	4	1
Punt Returns	25	12
Yards	264	51
Fair Catches	0	0
Average Per Attempt	10.6	4.3
Punt Return TDs	1	0
Punts	35	46
Yards	1089	1412
Punting Touchbacks	2	3
Average Yards Per Punt	31.1	30.7
Punts Blocked	3	0
Field Goals Made - Attempted	6 - 7	2 - 5
0-19	0 - 0	0 - 0
20-29	3 - 3	1 - 3
30-39	3 - 3	1 - 2
40-49	0 - 1	0 - 0
50+	0 - 0	0 - 0
PAT Made - Attempted	23 - 26	16 - 18
Two Point Conversions Made - Attempted	1 - 2	1 - 4

Player Cumulative Offensive Statistics

RUSHING						
Name	G	Att	Yds	Avg	TD	YPG
#45 James Early	10	88	556	6.3	6	55.6
#32 Anthony Orsini	10	62	392	6.3	4	39.2
#12 Matt Evich	10	84	352	4.2	4	35.2
#20 Brandon Jones	10	75	331	4.4	1	33.1
#3 Marquis Lauer	10	43	238	5.5	3	23.8
#34 Jacob Buchanan	10	9	26	2.9	1	2.6
#42 Shane Clark	10	7	21	3.0	0	2.1
#15 Will Davis	10	4	11	2.8	0	1.1
#40 Tyler Clemmer	10	1	9	9.0	0	0.9
#21 Garrett Johnson	10	3	6	2.0	0	0.6
#84 Roland Hockenbery	10	3	6	2.0	0	0.6
#6 Adam Bain	10	3	5	1.7	1	0.5
#5 Daniel Pirrone	10	1	2	2.0	0	0.2
#2 Louis Prenskey	10	1	2	2.0	0	0.2
#43 Andrew Wenner	10	1	(-2)	(-2.0)	0	(-0.2)

PASSING									
Name	G	Cmp	Att	Yds	TD	Int	YPG	Pct	QBR
#12 Matt Evich	10	45	90	608	6	6	60.8	50.0%	115.4
#15 Will Davis	10	1	2	9	0	0	0.9	50.0%	87.8
#6 Adam Bain	10	0	1	0	0	0	0.0	0.0%	0.0

RECEIVING

Name	G	Rec	Yds	Avg	TD	YPG
#3 Marquis Lauer	10	8	181	22.6	3	18.1
#43 Andrew Wenner	10	7	139	19.9	1	13.9
#40 Tyler Clemmer	10	6	74	12.3	0	7.4
#8 Shawn Green	10	4	49	12.3	0	4.9
#45 James Early	10	9	47	5.2	1	4.7
#21 Garrett Johnson	10	2	28	14.0	0	2.8
#9 KJ Bromwell	10	2	26	13.0	1	2.6
#32 Anthony Orsini	10	2	20	10.0	0	2.0
#15 Will Davis	10	1	14	14.0	0	1.4
#81 Jacob Hamilton	10	1	12	12.0	0	1.2
#6 Adam Bain	10	1	9	9.0	0	0.9
#2 Louis Prenskey	10	1	9	9.0	0	0.9
#18 Nick Madden	10	1	5	5.0	0	0.5
#89 Ben Jones	10	1	4	4.0	0	0.4

OFFENSIVE FUMBLES

Name	Fumbles	Fumbles Lost
#42 Shane Clark	1	1
#45 James Early	3	1
#12 Matt Evich	5	5
#3 Marquis Lauer	3	2
#32 Anthony Orsini	3	3

TOTAL OFFENSE

Name	G	Plays	Rush - Yards	Pass - Yards	TGT - Rec - Yards	Total Yards	YPG
#12 Matt Evich	10	174	84 - 352	90 - 608	0 - 0 - 0	960	96.0
#45 James Early	10	88	88 - 556	0 - 0	10 - 9 - 47	603	60.3
#3 Marquis Lauer	10	43	43 - 238	0 - 0	9 - 8 - 181	419	41.9
#32 Anthony Orsini	10	62	62 - 392	0 - 0	3 - 2 - 20	412	41.2
#20 Brandon Jones	10	75	75 - 331	0 - 0	0 - 0 - 0	331	33.1
#43 Andrew Wenner	10	1	1 - (-2)	0 - 0	8 - 7 - 139	137	13.7
#40 Tyler Clemmer	10	1	1 - 9	0 - 0	6 - 6 - 74	83	8.3
#8 Shawn Green	10	0	0 - 0	0 - 0	5 - 4 - 49	49	4.9
#15 Will Davis	10	6	4 - 11	2 - 9	2 - 1 - 14	34	3.4
#21 Garrett Johnson	10	3	3 - 6	0 - 0	2 - 2 - 28	34	3.4
#34 Jacob Buchanan	10	9	9 - 26	0 - 0	0 - 0 - 0	26	2.6
#9 KJ Bromwell	10	0	0 - 0	0 - 0	2 - 2 - 26	26	2.6
#42 Shane Clark	10	7	7 - 21	0 - 0	0 - 0 - 0	21	2.1
#6 Adam Bain	10	4	3 - 5	1 - 0	1 - 1 - 9	14	1.4
#81 Jacob Hamilton	10	0	0 - 0	0 - 0	1 - 1 - 12	12	1.2
#2 Louis Prenskey	10	1	1 - 2	0 - 0	1 - 1 - 9	11	1.1
#84 Roland Hockenbery	10	3	3 - 6	0 - 0	0 - 0 - 0	6	0.6
#18 Nick Madden	10	0	0 - 0	0 - 0	1 - 1 - 5	5	0.5
#89 Ben Jones	10	0	0 - 0	0 - 0	1 - 1 - 4	4	0.4
#5 Daniel Pirrone	10	1	1 - 2	0 - 0	0 - 0 - 0	2	0.2

ALL PURPOSE YARDS

Name	G	Rush	Rec	KR	PR	Int	FR	Total	YPG
#3 Marquis Lauer	10	238	181	236	0	0	0	655	65.5
#45 James Early	10	556	47	0	8	0	0	611	61.1
#20 Brandon Jones	10	331	0	190	0	0	0	521	52.1
#32 Anthony Orsini	10	392	20	0	0	0	0	412	41.2
#12 Matt Evich	10	352	0	0	2	0	0	354	35.4
#5 Daniel Pirrone	10	2	0	6	215	19	0	242	24.2
#9 KJ Bromwell	10	0	26	0	0	26	95	147	14.7
#43 Andrew Wenner	10	(-2)	139	0	0	0	0	137	13.7
#8 Shawn Green	10	0	49	69	7	0	0	125	12.5
#40 Tyler Clemmer	10	9	74	0	0	0	0	83	8.3
#21 Garrett Johnson	10	7	28	0	0	25	0	60	6.0
#6 Adam Bain	10	5	9	4	32	0	0	50	5.0
#15 Will Davis	10	19	14	0	0	0	0	33	3.3
#34 Jacob Buchanan	10	26	0	0	0	0	0	26	2.6
#42 Shane Clark	10	21	0	0	0	0	0	21	2.1
#81 Jacob Hamilton	10	0	12	0	0	0	0	12	1.2
#2 Louis Prenskey	10	2	9	0	0	0	0	11	1.1
#84 Roland Hockenbery	10	6	0	0	0	0	0	6	0.6
#18 Nick Madden	10	0	5	0	0	0	0	5	0.5
#89 Ben Jones	10	0	4	0	0	0	0	4	0.4

SCORING

Name	TD	FG	Kick PAT	2pt PAT	Pts
#9 KJ Bromwell	2	6	23	0	53
#45 James Early	7	0	0	0	42
#3 Marquis Lauer	6	0	0	0	36
#12 Matt Evich	4	0	0	0	24
#32 Anthony Orsini	4	0	0	0	24
#43 Andrew Wenner	1	0	0	1	8
#21 Garrett Johnson	1	0	0	0	6
#34 Jacob Buchanan	1	0	0	0	6
#5 Daniel Pirrone	1	0	0	0	6
#20 Brandon Jones	1	0	0	0	6
#6 Adam Bain	1	0	0	0	6

Player Cumulative Defensive Statistics

DEFENSE

Name	Total Tackles	Solo	Assist	Sack - Yds	TFL	Safeties	Pass Breakups
#43 Andrew Wenner	43.5	34	19	2 - 21	8.5	0	4
#59 Lenny Grzeskiewicz	37.5	26	23	2 - 2	4	0	0
#52 Matt Pritts	36	31	10	4 - 31	9.5	0	1
#15 Will Davis	34.5	29	11	0 - 0	1	0	2
#21 Garrett Johnson	31	24	14	3 - 25	7.5	0	2
#18 Nick Madden	30	22	16	1 - 6	4	0	0
#76 Jace Denham	29.5	19	21	0 - 0	5.5	0	0
#5 Daniel Pirrone	24.5	21	7	0 - 0	2	0	0
#6 Adam Bain	19.5	18	3	0 - 0	1	0	2
#40 Tyler Clemmer	18	15	6	3 - 22	6.5	0	0
#51 Kevin Long	16.5	11	11	2.5 - 18	6	0	0
#9 KJ Bromwell	15.5	14	3	0 - 0	1	0	1
#72 Sean Mullican	14.5	12	5	1 - 10	2.5	0	0
#81 Jacob Hamilton	12	9	6	0.5 - 0	1.5	0	0
#32 Anthony Orsini	11	7	8	0 - 0	0.5	0	0
#89 Ben Jones	9.5	8	3	1 - 9	1.5	0	0
#34 Jacob Buchanan	7.5	5	5	0 - 0	0	0	0
#8 Shawn Green	7.5	5	5	0 - 0	0	0	0
#50 Derek Delauter	7	6	2	0 - 0	2	0	0
#83 Joe DeVine	6.5	5	3	1 - 11	2	0	1
#7 Jose Osorio	5.5	4	3	0 - 0	0	0	1
#12 Matt Evich	3.5	2	3	0 - 0	0	0	0
#78 Grant Dougherty	3.5	2	3	0.5 - 0	1	0	0
#45 James Early	2.5	2	1	0.5 - 3	0.5	0	0
#20 Brandon Jones	2.5	2	1	0 - 0	0	0	0
#80 Jacob O'Neil	2	2	0	0 - 0	0	0	1

#2 Louis Prensny	1.5	1	1	0 - 0	0	0	1
#53 Zach Mentzer	1.5	1	1	0 - 0	0	0	0
#56 Kevin Lynott	1.5	1	1	0 - 0	0	0	0
#11 Nathan Yancy	1	1	0	0 - 0	0	0	0
#4 Ryan Parker	1	1	0	0 - 0	0	0	0
#64 Robert Prescott	1	1	0	0 - 0	0	0	0
#66 Jarrett Grove	1	1	0	0 - 0	0	0	0
#61 Same Carnahan	1	1	0	0 - 0	0	0	0
#88 Mert Gulen	0.5	0	1	0 - 0	0	0	0
#42 Shane Clark	0.5	0	1	0 - 0	0	0	0
#60 Camden Farrow	0.5	0	1	0 - 0	0	0	0
#3 Marquis Lauer	0	0	0	0 - 0	0	0	1

INTERCEPTIONS

Name	Num	Return Yards	TD
#21 Garrett Johnson	1	25	1
#5 Daniel Pirrone	1	19	0
#9 KJ Bromwell	1	26	0
#52 Matt Pritts	1	0	0
#15 Will Davis	1	0	0
#18 Nick Madden	1	0	0

DEFENSIVE FUMBLES

Name	Forced	Recovered	Recovery Yards	TD
#59 Lenny Grzeskiewicz	0	2	0	0
#9 KJ Bromwell	0	1	95	1
#45 James Early	0	3	0	0
#12 Matt Evich	0	1	0	0
#32 Anthony Orsini	0	1	0	0
#43 Andrew Wenner	0	1	0	0

Player Cumulative Special Teams Statistics

KICKING

Name	FGM-A	0-19	20-29	30-39	40-49	50+	XPM-A
#9 KJ Bromwell	6 - 7	0 - 0	3 - 3	3 - 3	0 - 1	0 - 0	23 - 25
#10 Gabe Berger	0 - 0	0 - 0	0 - 0	0 - 0	0 - 0	0 - 0	0 - 1

KICKOFFS

Name	Num	Yds	Avg	Touchbacks
#9 KJ Bromwell	42	1877	44.7	4
#11 Nathan Yancy	1	48	48.0	0

PUNTING

Name	Num	Yds	Avg	I20	Blk	Touchbacks	Fair Catches
#15 Will Davis	28	892	31.9	6	2	2	0
#12 Matt Evich	7	197	28.1	1	1	0	2

KICK RETURNS

Name	Num	Yds	Avg	TD
#3 Marquis Lauer	13	236	18.2	0
#20 Brandon Jones	10	190	19.0	0
#8 Shawn Green	5	69	13.8	0
#5 Daniel Pirrone	2	6	3.0	0
#6 Adam Bain	1	4	4.0	0

PUNT RETURNS

Name	Num	Yds	Avg	TD
#5 Daniel Pirrone	13	215	16.5	1
#6 Adam Bain	5	32	6.4	0
#45 James Early	1	8	8.0	0
#8 Shawn Green	1	7	7.0	0
#12 Matt Evich	3	2	0.7	0
#18 Nick Madden	1	0	0.0	0
#32 Anthony Orsini	1	0	0.0	0

