


Print Reports

Team Cumulative Offensive Statistics


MIDDLETOWN (6 - 1)

	 Your Team	Opponents
Scoring	295	26
Points Per Game	42.1	3.7
Downs		
First Downs	98	40
First Downs - Rushing	76	18
First Downs - Passing	16	18
First Downs - Penalties	6	4
Third Down Conversions/Attempts	20/46 (43.5%)	15/67 (22.4%)
Fourth Down Conversions/Attempts	4/6 (66.7%)	3/6 (50.0%)
Turnovers	7	16
Rushing	1614	173
Attempts	247	171
Average Per Rush	6.5	1.0
Average Per Game	230.6	24.7
Rushing TDs	26	2
Passing	429	407
Completions- Attempts	30 - 56	38 - 89
Avg Per Attempt	7.7	4.6
Avg Per Completion	14.3	10.7
Avg Per Game	61.3	58.1
Passing TDs	12	2
Interceptions	2	8
Fumbles - Lost	8 - 5	10 - 8
Total Offense	2043	580
Total Plays	303	260
Average per Play	6.7	2.2
Average Per Game	291.9	82.9

Big Plays (>20 yds)	34	11
Time of Possession	02:57:20	02:26:38
Penalties - Yards	26 - 235	25 - 228

TURNOVER BREAKDOWN						
TAKEAWAY			GIVEAWAY			
INT	FUM	TOTAL	INT	FUM	TOTAL	DIFF
8	8	16	2	5	7	9


Team Cumulative Defensive Statistics

MIDDLETOWN (6 - 1)		
	 Your Team	Opponents
Sacks	13	5
Yards	95	31
Interceptions	8	2
Yards	112	38
Touchdowns	2	0
Fumbles		
Forced	2	1
Recovered	8	5
Yards	38	1
Turnover Return Yards	150	39
Pass Break Ups	11	3
Safeties	2	0

TURNOVER BREAKDOWN						
TAKEAWAY			GIVEAWAY			
INT	FUM	TOTAL	INT	FUM	TOTAL	DIFF
8	8	16	2	5	7	9

Team Cumulative Special Teams Statistics

MIDDLETOWN (6 - 1)

	 Your Team	Opponents
Kickoff Returns	9	39
Yards	143	587
Average Per Attempt	15.9	15.1
Kickoff Return TDs	0	0
Kickoffs	51	11
Yards	2592	442
Average	50.8	40.2
Touchbacks	9	1
Punt Returns	15	1
Yards	241	12
Fair Catches	0	0
Average Per Attempt	16.1	12.0
Punt Return TDs	0	0
Punts	13	44
Yards	414	1226
Punting Touchbacks	0	1
Average Yards Per Punt	31.8	27.9
Punts Blocked	0	0
Field Goals Made - Attempted	4 - 7	0 - 0
0-19	0 - 0	0 - 0
20-29	2 - 2	0 - 0
30-39	1 - 2	0 - 0
40-49	1 - 3	0 - 0
50+	0 - 0	0 - 0
PAT Made - Attempted	31 - 36	2 - 3
Two Point Conversions Made - Attempted	1 - 5	0 - 1

Player Cumulative Offensive Statistics

RUSHING						
Name	G	Att	Yds	Avg	TD	YPG
#20 Brandon Jones	7	63	533	8.5	9	76.1
#12 Matt Evich	7	40	256	6.4	5	36.6
#28 Aaron Derwin	7	30	254	8.5	2	36.3
#22 Reece Gentile	7	27	165	6.1	2	23.6
#45 Chase Ganley	7	20	137	6.9	5	19.6
#32 Stephen Miller	7	6	66	11.0	0	9.4
#43 Andrew Wenner	7	16	64	4.0	0	9.1
#5 Mark Evich	7	8	49	6.1	0	7.0
#2 Adam Bain	7	22	37	1.7	2	5.3
#21 Garrett Johnson	7	11	26	2.4	0	3.7
#3 Zach Domalick	7	2	15	7.5	0	2.1
#88 Mert Gulen	7	1	7	7.0	0	1.0
#37 Trent Bidle	7	1	5	5.0	1	0.7

PASSING									
Name	G	Cmp	Att	Yds	TD	Int	YPG	Pct	QBR
#12 Matt Evich	7	18	35	232	6	1	33.1	51.4%	158.0
#2 Adam Bain	7	10	19	168	4	1	24.0	52.6%	185.9
#5 Mark Evich	7	1	1	28	1	0	4.0	100.0%	665.2
#43 Andrew Wenner	7	1	1	1	1	0	0.1	100.0%	438.4

RECEIVING

Name	G	Rec	Yds	Avg	TD	YPG
#43 Andrew Wenner	7	6	110	18.3	2	15.7
#8 Shawn Green	7	4	81	20.3	2	11.6
#20 Brandon Jones	7	6	79	13.2	2	11.3
#44 Kyle Klink	7	5	70	14.0	3	10.0
#5 Mark Evich	7	6	65	10.8	0	9.3
#3 Zach Domalick	7	1	23	23.0	0	3.3
#40 Tyler Clemmer	7	1	4	4.0	1	0.6
#15 Brady Wolfe	7	1	3	3.0	1	0.4
#2 Adam Bain	7	1	1	1.0	1	0.1
#6 Andrew Habicht	7	0	0	0.0	0	0.0

OFFENSIVE FUMBLES

Name	Fumbles	Fumbles Lost
#20 Brandon Jones	2	2
#43 Andrew Wenner	2	1
#2 Adam Bain	1	0
#5 Mark Evich	1	1
#28 Aaron Derwin	1	1
#22 Reece Gentile	1	0

TOTAL OFFENSE							
Name	G	Plays	Rush - Yards	Pass - Yards	TGT - Rec - Yards	Total Yards	YPG
#20 Brandon Jones	7	63	63 - 533	0 - 0	6 - 6 - 79	612	87.4
#12 Matt Evich	7	75	40 - 256	35 - 232	0 - 0 - 0	488	69.7
#28 Aaron Derwin	7	30	30 - 254	0 - 0	0 - 0 - 0	254	36.3
#2 Adam Bain	7	41	22 - 37	19 - 168	0 - 0 - (-6)	199	28.4
#43 Andrew Wenner	7	17	16 - 64	1 - 1	6 - 6 - 110	175	25.0
#22 Reece Gentile	7	27	27 - 165	0 - 0	0 - 0 - 0	165	23.6
#5 Mark Evich	7	9	8 - 49	1 - 28	7 - 6 - 65	142	20.3
#45 Chase Ganley	7	20	20 - 137	0 - 0	0 - 0 - 0	137	19.6
#8 Shawn Green	7	0	0 - 0	0 - 0	6 - 4 - 81	81	11.6
#44 Kyle Klink	7	0	0 - 0	0 - 0	5 - 5 - 70	70	10.0
#32 Stephen Miller	7	6	6 - 66	0 - 0	0 - 0 - 0	66	9.4
#3 Zach Domalick	7	2	2 - 15	0 - 0	1 - 1 - 23	38	5.4
#21 Garrett Johnson	7	11	11 - 26	0 - 0	0 - 0 - 0	26	3.7
#88 Mert Gulen	7	1	1 - 7	0 - 0	0 - 0 - 0	7	1.0
#37 Trent Bidle	7	1	1 - 5	0 - 0	0 - 0 - 0	5	0.7
#40 Tyler Clemmer	7	0	0 - 0	0 - 0	1 - 1 - 4	4	0.6
#15 Brady Wolfe	7	0	0 - 0	0 - 0	1 - 1 - 3	3	0.4
#6 Andrew Habicht	7	0	0 - 0	0 - 0	1 - 0 - 0	0	0.0

ALL PURPOSE YARDS

Name	G	Rush	Rec	KR	PR	Int	FR	Total	YPG
#20 Brandon Jones	7	533	79	0	0	0	0	612	87.4
#12 Matt Evich	7	256	0	0	0	0	0	256	36.6
#28 Aaron Derwin	7	254	0	0	0	0	0	254	36.3
#2 Adam Bain	7	37	(-6)	67	49	0	38	185	26.4
#43 Andrew Wenner	7	64	110	0	0	0	0	174	24.9
#3 Zach Domalick	7	15	23	4	131	0	0	173	24.7
#22 Reece Gentile	7	165	0	0	0	0	0	165	23.6
#5 Mark Evich	7	49	65	0	32	0	0	146	20.9
#45 Chase Ganley	7	137	0	0	0	0	0	137	19.6
#7 Nick Madden	7	0	0	48	29	42	0	119	17.0
#44 Kyle Klink	7	0	70	0	0	14	0	84	12.0
#8 Shawn Green	7	0	81	0	0	0	0	81	11.6
#32 Stephen Miller	7	66	0	0	0	0	0	66	9.4
#21 Garrett Johnson	7	26	0	24	0	0	0	50	7.1
#52 Matt Pritts	7	0	0	0	0	35	0	35	5.0
#10 Gabe Berger	7	0	0	0	0	21	0	21	3.0
#88 Mert Gulen	7	7	0	0	0	0	0	7	1.0
#37 Trent Bidle	7	5	0	0	0	0	0	5	0.7
#40 Tyler Clemmer	7	0	4	0	0	0	0	4	0.6
#15 Brady Wolfe	7	0	3	0	0	0	0	3	0.4

SCORING

Name	TD	FG	Kick PAT	2pt PAT	Pts
#20 Brandon Jones	11	0	0	0	66
#17 Max Salvadori	0	4	30	0	42
#12 Matt Evich	5	0	0	0	30
#45 Chase Ganley	5	0	0	0	30
#44 Kyle Klink	4	0	0	0	24
#2 Adam Bain	4	0	0	0	24
#28 Aaron Derwin	2	0	0	1	14
#22 Reece Gentile	2	0	0	0	12
#8 Shawn Green	2	0	0	0	12
#43 Andrew Wenner	2	0	0	0	12
#37 Trent Bidle	1	0	0	0	6
#40 Tyler Clemmer	1	0	0	0	6
#15 Brady Wolfe	1	0	0	0	6
#7 Nick Madden	1	0	0	0	6
#9 Taylor Bromwell	0	0	1	0	1

Player Cumulative Defensive Statistics

DEFENSE

Name	Total Tackles	Solo	Assist	Sack - Yds	TFL	Safeties	Pass Breakups
#7 Nick Madden	18	14	8	0.5 - 6	4	0	1
#52 Matt Pritts	17	11	12	2 - 22	9.5	0	0
#60 Camden Farrow	16.5	10	13	0.5 - 10	2	0	1
#72 Sean Mullican	15.5	11	9	1.5 - 2	6	0	0
#44 Kyle Klink	15.5	12	7	2 - 12	7.5	1	1
#11 Ethan Joseph	14	8	12	0.5 - 0	2	1	0
#51 Kevin Long	11.5	8	7	0.5 - 6	4.5	0	0
#40 Tyler Clemmer	11	9	4	1 - 1	6	0	0
#59 Lenny Grzeskiewicz	11	8	6	0 - 0	3.5	0	0
#8 Shawn Green	10.5	7	7	0 - 0	1	0	1
#5 Mark Evich	8	6	4	0 - 0	0	0	0
#15 Brady Wolfe	7.5	4	7	0 - 0	0	0	0
#2 Adam Bain	7.5	5	5	0 - 0	0	0	1
#43 Andrew Wenner	7	5	4	0 - 0	0	0	2
#20 Brandon Jones	7	6	2	0 - 0	1	0	0
#21 Garrett Johnson	5.5	4	3	0.5 - 0	0.5	0	0
#12 Matt Evich	4.5	3	3	0 - 0	0	0	1
#19 Gabe Cartner	4.5	4	1	0 - 0	0	0	1
#6 Andrew Habicht	4.5	3	3	1.5 - 28	2.5	0	0
#56 Kevin Lynott	4	3	2	0 - 0	0.5	0	0
#88 Mert Gulen	4	3	2	0.5 - 0	0.5	0	0
#22 Reece Gentile	3.5	2	3	1 - 5	1	0	0
#32 Stephen Miller	3.5	2	3	0 - 0	0	0	0
#58 Chad Reed	3.5	3	1	1 - 3	1	0	0
#17 Max Salvadori	3	3	0	0 - 0	0	0	2
#10 Gabe Berger	2.5	2	1	0 - 0	1	0	0

Name	Total Tackles	Solo	Assist	Sack - Yds	TFL	Safeties	Pass Breakups
#28 Aaron Derwin	2.5	2	1	0 - 0	0	0	0
#80 Andrew Hamilton	1.5	1	1	0 - 0	1	0	0
#9 Taylor Bromwell	1.5	1	1	0 - 0	0	0	0
#3 Zach Domalick	1.5	0	3	0 - 0	0	0	0
#61 Sam Carnahan	1	0	2	0 - 0	0	0	0
#57 Jack Hodos	0.5	0	1	0 - 0	0	0	0
#67 Joe DeVine	0.5	0	1	0 - 0	0	0	0
#45 Chase Ganley	0.5	0	1	0 - 0	0	0	0

INTERCEPTIONS

Name	Num	Return Yards	TD
#8 Shawn Green	2	0	0
#7 Nick Madden	2	42	1
#52 Matt Pritts	1	35	0
#10 Gabe Berger	1	21	0
#44 Kyle Klink	1	14	1
#59 Lenny Grzeskiewicz	1	0	0

DEFENSIVE FUMBLES

Name	Forced	Recovered	Recovery Yards	TD
#44 Kyle Klink	1	1	0	0
#7 Nick Madden	1	2	0	0
#43 Andrew Wenner	0	1	0	0
#52 Matt Pritts	0	1	0	0
#2 Adam Bain	0	2	38	1
#5 Mark Evich	0	1	0	0
#40 Tyler Clemmer	0	1	0	0
#72 Sean Mullican	0	1	0	0
#22 Reece Gentile	0	1	0	0

Player Cumulative Special Teams Statistics

KICKING							
Name	FGM-A	0-19	20-29	30-39	40-49	50+	XPM-A
#17 Max Salvadori	4 - 7	0 - 0	2 - 2	1 - 2	1 - 3	0 - 0	30 - 34
#9 Taylor Bromwell	0 - 0	0 - 0	0 - 0	0 - 0	0 - 0	0 - 0	1 - 2

KICKOFFS				
Name	Num	Yds	Avg	Touchbacks
#17 Max Salvadori	34	1732	50.9	5
#9 Taylor Bromwell	17	860	50.6	4

PUNTING							
Name	Num	Yds	Avg	I20	Blk	Touchbacks	Fair Catches
#12 Matt Evich	13	414	31.8	5	0	0	0

KICK RETURNS					
Name	Num	Yds	Avg	TD	
#2 Adam Bain	3	67	22.3	0	
#7 Nick Madden	2	48	24.0	0	
#21 Garrett Johnson	1	24	24.0	0	
#3 Zach Domalick	2	4	2.0	0	
#22 Reece Gentile	1	0	0.0	0	

PUNT RETURNS				
Name	Num	Yds	Avg	TD
#3 Zach Domalick	8	131	16.4	0
#2 Adam Bain	5	49	9.8	0
#5 Mark Evich	1	32	32.0	0
#7 Nick Madden	1	29	29.0	0

