


Print Reports

Team Cumulative Offensive Statistics


MIDDLETOWN (4 - 3)

	 Your Team	Opponents
Scoring	224	150
Points Per Game	32.0	21.4
Downs		
First Downs	118	81
First Downs - Rushing	52	45
First Downs - Passing	62	25
First Downs - Penalties	4	11
Third Down Conversions/Attempts	26/81 (32.1%)	22/84 (26.2%)
Fourth Down Conversions/Attempts	8/14 (57.1%)	12/31 (38.7%)
Turnovers	8	15
Rushing	820	1037
Attempts	211	230
Average Per Rush	3.9	4.5
Average Per Game	117.1	148.1
Rushing TDs	10	11
Passing	1300	865
Completions- Attempts	106 - 175	52 - 118
Avg Per Attempt	7.4	7.3

Avg Per Completion	12.3	16.6
Avg Per Game	185.7	123.6
Passing TDs	20	10
Interceptions	4	6
Fumbles - Lost	5 - 4	9 - 9
Total Offense	2120	1902
Total Plays	386	348
Average per Play	5.5	5.5
Average Per Game	302.9	271.7
Big Plays (>20 yds)	31	36
Time of Possession	02:46:35	02:38:54
Penalties - Yards	36 - 310	46 - 350

TURNOVER BREAKDOWN						
TAKEAWAY			GIVEAWAY			
INT	FUM	TOTAL	INT	FUM	TOTAL	DIFF
6	9	15	4	4	8	7


Team Cumulative Defensive Statistics

MIDDLETOWN (4 - 3)		
	 Your Team	Opponents
Sacks	11	7
Yards	5	0
Interceptions	6	4
Yards	17	11
Touchdowns	1	0
Fumbles		
Forced	11	6
Recovered	9	4
Yards	60	0
Turnover Return Yards	77	11
Pass Break Ups	22	16
Safeties	0	0

TURNOVER BREAKDOWN						
TAKEAWAY			GIVEAWAY			
INT	FUM	TOTAL	INT	FUM	TOTAL	DIFF
6	9	15	4	4	8	7

Team Cumulative Special Teams Statistics

MIDDLETOWN (4 - 3)

	 Your Team	Opponents
Kickoff Returns	22	36
Yards	423	565
Average Per Attempt	19.2	15.7
Kickoff Return TDs	0	1
Kickoffs	38	31
Yards	1678	1474
Average	44.2	47.5
Touchbacks	0	5
Punt Returns	8	15
Yards	56	30
Fair Catches	3	0
Average Per Attempt	7.0	2.0
Punt Return TDs	0	0
Punts	28	23
Yards	828	564
Punting Touchbacks	1	0
Average Yards Per Punt	29.6	24.5
Punts Blocked	2	3

Field Goals Made - Attempted	0 - 2	0 - 1
0-19	0 - 1	0 - 0
20-29	0 - 0	0 - 0
30-39	0 - 1	0 - 1
40-49	0 - 0	0 - 0
50+	0 - 0	0 - 0
PAT Made - Attempted	26 - 29	14 - 17
Two Point Conversions Made - Attempted	2 - 2	1 - 5

Player Cumulative Offensive Statistics

RUSHING						
Name	G	Att	Yds	Avg	TD	YPG
#6 Isaiah Dowery	7	98	574	5.9	4	82.0
#7 Reese Poffenberger	7	55	101	1.8	5	14.4
#43 Roland Hockenbery	7	36	99	2.8	0	14.1
#11 Andrew Frizzell	7	1	20	20.0	0	2.9
#20 Mike Tobery	7	13	16	1.2	0	2.3
#19 Matthew Mancini	7	5	8	1.6	1	1.1
#44 JD Nelson	7	1	2	2.0	0	0.3
Team	7	2	0	0.0	0	0.0

PASSING									
Name	G	Cmp	Att	Yds	TD	Int	YPG	Pct	QBR
#7 Reese Poffenberger	7	104	171	1265	19	4	180.7	60.8%	154.9
#15 Gage Queen	7	2	2	35	1	0	5.0	100.0%	412.0
Team	7	0	1	0	0	0	0.0	0.0%	0.0
#19 Matthew Mancini	7	0	1	0	0	0	0.0	0.0%	0.0

RECEIVING

Name	G	Rec	Yds	Avg	TD	YPG
#11 Andrew Frizzell	7	25	300	12.0	6	42.9
#9 Colten McCracken	7	22	286	13.0	5	40.9
#2 Cole Porter	7	15	188	12.5	1	26.9
#6 Isaiah Dowery	7	10	118	11.8	2	16.9
#3 Jaylen Dotson	7	12	118	9.8	3	16.9
#17 Jason Houck	7	7	91	13.0	1	13.0
#28 Issac Summer	7	3	60	20.0	1	8.6
#80 Drew Maly	7	3	52	17.3	0	7.4
#43 Roland Hockenbery	7	3	23	7.7	0	3.3
#18 Colby Doreen	7	1	20	20.0	0	2.9
#82 Mason Doody	7	1	17	17.0	0	2.4
#5 Brandon Malko	7	2	11	5.5	1	1.6
#19 Matthew Mancini	7	1	11	11.0	0	1.6
#44 JD Nelson	7	1	5	5.0	0	0.7
#34 Jalen Huskey	7	0	0	0.0	0	0.0

OFFENSIVE FUMBLES

Name	Fumbles	Fumbles Lost
#7 Reese Poffenberger	2	1
#6 Isaiah Dowery	2	2
#43 Roland Hockenbery	1	1

TOTAL OFFENSE

Name	G	Plays	Rush - Yards	Pass - Yards	TGT - Rec - Yards	Total Yards	YPG
#7 Reese Poffenberger	7	226	55 - 101	171 - 1265	0 - 0 - 0	1366	195.1
#6 Isaiah Dowery	7	98	98 - 574	0 - 0	10 - 10 - 118	692	98.9
#11 Andrew Frizzell	7	1	1 - 20	0 - 0	25 - 25 - 300	320	45.7
#9 Colten McCracken	7	0	0 - 0	0 - 0	22 - 22 - 286	286	40.9
#2 Cole Porter	7	0	0 - 0	0 - 0	19 - 15 - 188	188	26.9
#43 Roland Hockenbery	7	36	36 - 99	0 - 0	3 - 3 - 23	122	17.4
#3 Jaylen Dotson	7	0	0 - 0	0 - 0	12 - 12 - 118	118	16.9
#17 Jason Houck	7	0	0 - 0	0 - 0	8 - 7 - 91	91	13.0
#28 Issac Summer	7	0	0 - 0	0 - 0	3 - 3 - 60	60	8.6
#80 Drew Maly	7	0	0 - 0	0 - 0	3 - 3 - 52	52	7.4
#15 Gage Queen	7	2	0 - 0	2 - 35	0 - 0 - 0	35	5.0
#18 Colby Doreen	7	0	0 - 0	0 - 0	1 - 1 - 20	20	2.9
#19 Matthew Mancini	7	6	5 - 8	1 - 0	2 - 1 - 11	19	2.7
#82 Mason Doody	7	0	0 - 0	0 - 0	1 - 1 - 17	17	2.4
#20 Mike Tobery	7	13	13 - 16	0 - 0	0 - 0 - 0	16	2.3
#5 Brandon Malko	7	0	0 - 0	0 - 0	2 - 2 - 11	11	1.6
#44 JD Nelson	7	1	1 - 2	0 - 0	1 - 1 - 5	7	1.0

Name	G	Plays	Rush - Yards	Pass - Yards	TGT - Rec - Yards	Total Yards	YPG
Team	7	3	2 - 0	1 - 0	0 - 0 - 0	0	0.0
#34 Jalen Huskey	7	0	0 - 0	0 - 0	1 - 0 - 0	0	0.0

ALL PURPOSE YARDS

Name	G	Rush	Rec	KR	PR	Int	FR	Total	YPG
#6 Isaiah Dowery	7	574	118	249	56	0	0	997	142.4
#9 Colten McCracken	7	0	286	30	0	26	0	342	48.9
#11 Andrew Frizzell	7	20	300	0	0	0	0	320	45.7
#2 Cole Porter	7	0	188	54	0	0	0	242	34.6
#43 Roland Hockenbery	7	99	23	0	0	0	43	165	23.6
#3 Jaylen Dotson	7	0	118	17	0	0	0	135	19.3
#7 Reese Poffenberger	7	101	0	0	0	0	0	101	14.4
#17 Jason Houck	7	0	91	0	0	0	0	91	13.0
#5 Brandon Malko	7	0	11	71	0	0	0	82	11.7
#28 Issac Summer	7	0	60	0	0	0	0	60	8.6
#80 Drew Maly	7	0	52	0	0	0	0	52	7.4
#18 Colby Doreen	7	0	20	0	0	0	0	20	2.9
#82 Mason Doody	7	0	17	0	0	0	0	17	2.4
#54 Zach Brady	7	0	0	0	0	0	17	17	2.4
#20 Mike Tobery	7	16	0	0	0	0	0	16	2.3
#19 Matthew Mancini	7	8	11	0	0	(-9)	0	10	1.4
#44 JD Nelson	7	2	5	0	0	0	0	7	1.0

SCORING

Name	TD	FG	Kick PAT	2pt PAT	Pts
#6 Isaiah Dowery	6	0	0	1	38
#9 Colten McCracken	6	0	1	0	37
#11 Andrew Frizzell	6	0	0	0	36
#7 Reese Poffenberger	5	0	0	0	30
#10 Brandon Doxzen	0	0	25	0	25
#3 Jaylen Dotson	3	0	0	0	18
#2 Cole Porter	1	0	0	0	6
#19 Matthew Mancini	1	0	0	0	6
#43 Roland Hockenbery	1	0	0	0	6
#5 Brandon Malko	1	0	0	0	6
#28 Issac Summer	1	0	0	0	6
#17 Jason Houck	1	0	0	0	6
#18 Colby Doreen	0	0	0	1	2

Player Cumulative Defensive Statistics

DEFENSE

Name	Total Tackles	Solo	Assist	Sack - Yds	TFL	Safeties	Pass Breakups
#44 JD Nelson	34	28	12	1 - 0	6.5	0	2
#43 Roland Hockenbery	31.5	26	11	0 - 0	5	0	0
#11 Andrew Frizzell	20	16	8	2 - 0	7.5	0	0
#82 Mason Doody	16.5	12	9	2.5 - 0	7	0	3
#54 Zach Brady	16.5	11	11	1 - 0	4	0	1
#50 Jordan Hoy	14.5	10	9	0 - 0	2.5	0	0
#9 Colten McCracken	14	12	4	0 - 0	1	0	2
#61 Max Chumbris	13.5	11	5	0.5 - 0	6	0	0
#18 Colby Doreen	12	10	4	0 - 0	1.5	0	1
#2 Cole Porter	11	11	0	0 - 0	1	0	2
#34 Jalen Huskey	9.5	9	1	0 - 0	0	0	2
#19 Matthew Mancini	9	8	2	0 - 0	1	0	2
#6 Isaiah Dowery	8.5	7	3	0 - 0	0	0	0
#56 Kris Lynott	7.5	5	5	2 - 5	2.5	0	0
#15 Gage Queen	7.5	7	1	0 - 0	0	0	5
#80 Drew Maly	6.5	5	3	1 - 0	1	0	0
#88 Eli Berger	5	5	0	0 - 0	1	0	0
#17 Jason Houck	5	5	0	0 - 0	1	0	1

Name	Total Tackles	Solo	Assist	Sack - Yds	TFL	Safeties	Pass Breakups
#51 Robert Fulton	4.5	4	1	0 - 0	0	0	0
#5 Brandon Malko	3.5	2	3	0 - 0	0	0	0
#67 Brian Atkinson	2.5	2	1	0 - 0	0	0	0
#74 Brady Rosner	2	1	2	1 - 0	1.5	0	0
#60 Luke Grossnickle	2	2	0	0 - 0	0	0	0
#58	2	1	2	0 - 0	0	0	0
#52 Hunter Wiles	1.5	1	1	0 - 0	0	0	0
#12 Kevin Diaz	1.5	1	1	0 - 0	1	0	0
#75 Conor Faron	1.5	1	1	0 - 0	0	0	0
#3 Jaylen Dotson	1	1	0	0 - 0	0	0	0
#8 Will Topper	1	1	0	0 - 0	0	0	0
#40 Owen Noble	1	1	0	0 - 0	0	0	0
#10 Brandon Doxzen	1	1	0	0 - 0	0	0	0
#33 Bradon Hoyt	1	1	0	0 - 0	0	0	0
#28 Issac Summer	0	0	0	0 - 0	0	0	1
Team	0	0	0	0 - 0	0	0	0
#7 Reese Poffenberger	0	0	0	0 - 0	0	0	0

INTERCEPTIONS

Name	Num	Return Yards	TD
#9 Colten McCracken	3	26	1
#3 Jaylen Dotson	1	0	0
#19 Matthew Mancini	1	(-9)	0
#28 Issac Summer	1	0	0

DEFENSIVE FUMBLES

Name	Forced	Recovered	Recovery Yards	TD
Team	5	1	0	0
#11 Andrew Frizzell	1	2	0	0
#44 JD Nelson	1	2	0	0
#7 Reese Poffenberger	1	1	0	0
#58	1	0	0	0
#50 Jordan Hoy	1	0	0	0
#5 Brandon Malko	1	1	0	0
#54 Zach Brady	0	4	17	0
#43 Roland Hockenbery	0	2	43	1
#9 Colten McCracken	0	1	0	0

Player Cumulative Special Teams Statistics

KICKING							
Name	FGM-A	0-19	20-29	30-39	40-49	50+	XPM-A
#10 Brandon Doxzen	0 - 2	0 - 1	0 - 0	0 - 1	0 - 0	0 - 0	25 - 28
#9 Colten McCracken	0 - 0	0 - 0	0 - 0	0 - 0	0 - 0	0 - 0	1 - 1

KICKOFFS				
Name	Num	Yds	Avg	Touchbacks
#10 Brandon Doxzen	35	1556	44.5	0
#9 Colten McCracken	3	122	40.7	0

PUNTING							
Name	Num	Yds	Avg	I20	Blk	Touchbacks	Fair Catches
#9 Colten McCracken	14	446	31.9	4	0	0	0
#2 Cole Porter	10	285	28.5	0	2	0	0
#10 Brandon Doxzen	2	78	39.0	1	0	0	0
#28 Issac Summer	1	42	42.0	0	0	0	0
#15 Gage Queen	1	(-23)	(-23.0)	0	0	1	0

KICK RETURNS

Name	Num	Yds	Avg	TD
#6 Isaiah Dowery	8	249	31.1	0
#5 Brandon Malko	5	71	14.2	0
#2 Cole Porter	4	54	13.5	0
#9 Colten McCracken	3	30	10.0	0
#3 Jaylen Dotson	1	17	17.0	0
#12 Kevin Diaz	1	2	2.0	0

PUNT RETURNS

Name	Num	Yds	Avg	TD
#6 Isaiah Dowery	4	56	14.0	0
Team	3	0	0.0	0
#9 Colten McCracken	1	0	0.0	0

