


# Print Reports

---

## Team Cumulative Offensive Statistics


**MIDDLETOWN (4 - 4)**

	 <b>Your Team</b>	<b>Opponents</b>
Scoring	224	182
Points Per Game	28.0	22.8
Downs		
First Downs	122	105
First Downs - Rushing	53	57
First Downs - Passing	65	34
First Downs - Penalties	4	14
Third Down Conversions/Attempts	27/93 (29.0%)	32/99 (32.3%)
Fourth Down Conversions/Attempts	8/17 (47.1%)	12/33 (36.4%)
Turnovers	8	17
Rushing	825	1264
Attempts	241	272
Average Per Rush	3.4	4.6
Average Per Game	103.1	158.0
Rushing TDs	10	12
Passing	1376	1046
Completions- Attempts	116 - 192	64 - 138
Avg Per Attempt	7.2	7.6

Avg Per Completion	11.9	16.3
Avg Per Game	172.0	130.8
Passing TDs	20	13
Interceptions	4	7
Fumbles - Lost	5 - 4	10 - 10
Total Offense	2201	2310
Total Plays	433	410
Average per Play	5.1	5.6
Average Per Game	275.1	288.8
Big Plays (>20 yds)	34	43
Time of Possession	03:11:18	03:01:36
Penalties - Yards	45 - 380	53 - 405

TURNOVER BREAKDOWN						
TAKEAWAY			GIVEAWAY			
INT	FUM	TOTAL	INT	FUM	TOTAL	DIFF
7	10	17	4	4	8	9


# Team Cumulative Defensive Statistics

MIDDLETOWN (4 - 4)		
	 Your Team	Opponents
Sacks	12	14
Yards	5	0
Interceptions	7	4
Yards	36	11
Touchdowns	1	0
Fumbles		
Forced	12	6
Recovered	10	4
Yards	47	0
Turnover Return Yards	83	11
Pass Break Ups	24	16
Safeties	0	0

TURNOVER BREAKDOWN						
TAKEAWAY			GIVEAWAY			
INT	FUM	TOTAL	INT	FUM	TOTAL	DIFF
7	10	17	4	4	8	9

## Team Cumulative Special Teams Statistics

**MIDDLETOWN (4 - 4)**

	 <b>Your Team</b>	<b>Opponents</b>
Kickoff Returns	26	38
Yards	453	587
Average Per Attempt	17.4	15.4
Kickoff Return TDs	0	1
Kickoffs	40	36
Yards	1767	1648
Average	44.2	45.8
Touchbacks	0	5
Punt Returns	8	20
Yards	56	37
Fair Catches	3	0
Average Per Attempt	7.0	1.9
Punt Return TDs	0	0
Punts	35	25
Yards	1023	636
Punting Touchbacks	1	0
Average Yards Per Punt	29.2	25.4
Punts Blocked	3	3

Field Goals Made - Attempted	0 - 2	1 - 2
0-19	0 - 1	0 - 0
20-29	0 - 0	1 - 1
30-39	0 - 1	0 - 1
40-49	0 - 0	0 - 0
50+	0 - 0	0 - 0
PAT Made - Attempted	26 - 29	17 - 21
Two Point Conversions Made - Attempted	2 - 2	1 - 5

# Player Cumulative Offensive Statistics

RUSHING						
Name	G	Att	Yds	Avg	TD	YPG
#6 Isaiah Dowery	8	110	636	5.8	4	79.5
#43 Roland Hockenbery	8	36	99	2.8	0	12.4
#7 Reese Poffenberger	8	72	43	0.6	5	5.4
#11 Andrew Frizzell	8	1	20	20.0	0	2.5
#20 Mike Tobery	8	13	16	1.2	0	2.0
#19 Matthew Mancini	8	5	8	1.6	1	1.0
#44 JD Nelson	8	1	2	2.0	0	0.3
#28 Issac Summer	8	1	1	1.0	0	0.1
Team	8	2	0	0.0	0	0.0

PASSING									
Name	G	Cmp	Att	Yds	TD	Int	YPG	Pct	QBR
#7 Reese Poffenberger	8	114	188	1341	19	4	167.6	60.6%	149.7
#15 Gage Queen	8	2	2	35	1	0	4.4	100.0%	412.0
Team	8	0	1	0	0	0	0.0	0.0%	0.0
#19 Matthew Mancini	8	0	1	0	0	0	0.0	0.0%	0.0



**RECEIVING**

<b>Name</b>	<b>G</b>	<b>Rec</b>	<b>Yds</b>	<b>Avg</b>	<b>TD</b>	<b>YPG</b>
#11 Andrew Frizzell	8	26	303	11.7	6	37.9
#9 Colten McCracken	8	22	286	13.0	5	35.8
#2 Cole Porter	8	18	219	12.2	1	27.4
#6 Isaiah Dowery	8	13	126	9.7	2	15.8
#3 Jaylen Dotson	8	12	118	9.8	3	14.8
#17 Jason Houck	8	7	91	13.0	1	11.4
#28 Issac Summer	8	5	91	18.2	1	11.4
#80 Drew Maly	8	3	52	17.3	0	6.5
#43 Roland Hockenbery	8	3	23	7.7	0	2.9
#18 Colby Doreen	8	1	20	20.0	0	2.5
#82 Mason Doody	8	1	17	17.0	0	2.1
#5 Brandon Malko	8	2	11	5.5	1	1.4
#19 Matthew Mancini	8	1	11	11.0	0	1.4
#44 JD Nelson	8	1	5	5.0	0	0.6
#34 Jalen Huskey	8	1	3	3.0	0	0.4

**OFFENSIVE FUMBLES**

<b>Name</b>	<b>Fumbles</b>	<b>Fumbles Lost</b>
#7 Reese Poffenberger	2	1
#6 Isaiah Dowery	2	2
#43 Roland Hockenbery	1	1

**TOTAL OFFENSE**

<b>Name</b>	<b>G</b>	<b>Plays</b>	<b>Rush - Yards</b>	<b>Pass - Yards</b>	<b>TGT - Rec - Yards</b>	<b>Total Yards</b>	<b>YPG</b>
#7 Reese Poffenberger	8	260	72 - 43	188 - 1341	0 - 0 - 0	1384	173.0
#6 Isaiah Dowery	8	110	110 - 636	0 - 0	13 - 13 - 126	762	95.3
#11 Andrew Frizzell	8	1	1 - 20	0 - 0	26 - 26 - 303	323	40.4
#9 Colten McCracken	8	0	0 - 0	0 - 0	22 - 22 - 286	286	35.8
#2 Cole Porter	8	0	0 - 0	0 - 0	22 - 18 - 219	219	27.4
#43 Roland Hockenbery	8	36	36 - 99	0 - 0	3 - 3 - 23	122	15.3
#3 Jaylen Dotson	8	0	0 - 0	0 - 0	12 - 12 - 118	118	14.8
#28 Issac Summer	8	1	1 - 1	0 - 0	5 - 5 - 91	92	11.5
#17 Jason Houck	8	0	0 - 0	0 - 0	8 - 7 - 91	91	11.4
#80 Drew Maly	8	0	0 - 0	0 - 0	3 - 3 - 52	52	6.5
#15 Gage Queen	8	2	0 - 0	2 - 35	0 - 0 - 0	35	4.4
#18 Colby Doreen	8	0	0 - 0	0 - 0	1 - 1 - 20	20	2.5
#19 Matthew Mancini	8	6	5 - 8	1 - 0	2 - 1 - 11	19	2.4
#82 Mason Doody	8	0	0 - 0	0 - 0	1 - 1 - 17	17	2.1
#20 Mike Tobery	8	13	13 - 16	0 - 0	0 - 0 - 0	16	2.0
#5 Brandon Malko	8	0	0 - 0	0 - 0	2 - 2 - 11	11	1.4
#44 JD Nelson	8	1	1 - 2	0 - 0	1 - 1 - 5	7	0.9

<b>Name</b>	<b>G</b>	<b>Plays</b>	<b>Rush - Yards</b>	<b>Pass - Yards</b>	<b>TGT - Rec - Yards</b>	<b>Total Yards</b>	<b>YPG</b>
#34 Jalen Huskey	8	0	0 - 0	0 - 0	2 - 1 - 3	3	0.4
Team	8	3	2 - 0	1 - 0	0 - 0 - 0	0	0.0

**ALL PURPOSE YARDS**

<b>Name</b>	<b>G</b>	<b>Rush</b>	<b>Rec</b>	<b>KR</b>	<b>PR</b>	<b>Int</b>	<b>FR</b>	<b>Total</b>	<b>YPG</b>
#6 Isaiah Dowery	8	636	126	249	56	0	0	1067	133.4
#9 Colten McCracken	8	0	286	30	0	26	0	342	42.8
#11 Andrew Frizzell	8	20	303	0	0	0	0	323	40.4
#2 Cole Porter	8	0	219	84	0	0	0	303	37.9
#43 Roland Hockenbery	8	99	23	0	0	0	43	165	20.6
#3 Jaylen Dotson	8	0	118	17	0	0	0	135	16.9
#17 Jason Houck	8	0	91	0	0	0	0	91	11.4
#5 Brandon Malko	8	0	11	71	0	0	0	82	10.3
#28 Issac Summer	8	1	91	0	0	0	(-13)	79	9.9
#80 Drew Maly	8	0	52	0	0	0	0	52	6.5
#7 Reese Poffenberger	8	43	0	0	0	0	0	43	5.4
#34 Jalen Huskey	8	0	3	0	0	19	0	22	2.8
#18 Colby Doreen	8	0	20	0	0	0	0	20	2.5
#82 Mason Doody	8	0	17	0	0	0	0	17	2.1
#54 Zach Brady	8	0	0	0	0	0	17	17	2.1
#20 Mike Tobery	8	16	0	0	0	0	0	16	2.0
#19 Matthew Mancini	8	8	11	0	0	(-9)	0	10	1.3



**SCORING**

<b>Name</b>	<b>TD</b>	<b>FG</b>	<b>Kick PAT</b>	<b>2pt PAT</b>	<b>Pts</b>
#6 Isaiah Dowery	6	0	0	1	38
#9 Colten McCracken	6	0	1	0	37
#11 Andrew Frizzell	6	0	0	0	36
#7 Reese Poffenberger	5	0	0	0	30
#10 Brandon Doxzen	0	0	25	0	25
#3 Jaylen Dotson	3	0	0	0	18
#2 Cole Porter	1	0	0	0	6
#19 Matthew Mancini	1	0	0	0	6
#43 Roland Hockenbery	1	0	0	0	6
#5 Brandon Malko	1	0	0	0	6
#28 Issac Summer	1	0	0	0	6
#17 Jason Houck	1	0	0	0	6
#18 Colby Doreen	0	0	0	1	2

## Player Cumulative Defensive Statistics



## DEFENSE

Name	Total Tackles	Solo	Assist	Sack - Yds	TFL	Safeties	Pass Breakups
#43 Roland Hockenbery	42	36	12	0 - 0	6.5	0	0
#44 JD Nelson	41	35	12	1 - 0	6.5	0	2
#11 Andrew Frizzell	21	17	8	2 - 0	8.5	0	0
#54 Zach Brady	19.5	14	11	1 - 0	4	0	1
#2 Cole Porter	17	17	0	0 - 0	1	0	3
#82 Mason Doody	16.5	12	9	2.5 - 0	7	0	3
#50 Jordan Hoy	16.5	12	9	0 - 0	2.5	0	0
#61 Max Chumbris	15.5	13	5	0.5 - 0	6	0	0
#18 Colby Doreen	14.5	12	5	0 - 0	2.5	0	2
#9 Colten McCracken	14	12	4	0 - 0	1	0	2
#34 Jalen Huskey	12	11	2	0 - 0	0	0	2
#19 Matthew Mancini	10.5	9	3	0 - 0	1	0	2
#6 Isaiah Dowery	10	8	4	0 - 0	0	0	0
#15 Gage Queen	9	8	2	0 - 0	0	0	5
#56 Kris Lynott	8.5	6	5	2 - 5	2.5	0	0
#80 Drew Maly	6.5	5	3	1 - 0	1	0	0
#58	6.5	5	3	0 - 0	1	0	0
#88 Eli Berger	5	5	0	0 - 0	1	0	0

<b>Name</b>	<b>Total Tackles</b>	<b>Solo</b>	<b>Assist</b>	<b>Sack - Yds</b>	<b>TFL</b>	<b>Safeties</b>	<b>Pass Breakups</b>
#17 Jason Houck	5	5	0	0 - 0	1	0	1
#51 Robert Fulton	4.5	4	1	0 - 0	0	0	0
#28 Issac Summer	4.5	4	1	1 - 0	1.5	0	1
#5 Brandon Malko	3.5	2	3	0 - 0	0	0	0
#67 Brian Atkinson	2.5	2	1	0 - 0	0	0	0
#74 Brady Rosner	2	1	2	1 - 0	1.5	0	0
#60 Luke Grossnickle	2	2	0	0 - 0	0	0	0
#52 Hunter Wiles	1.5	1	1	0 - 0	0	0	0
#12 Kevin Diaz	1.5	1	1	0 - 0	1	0	0
#75 Conor Faron	1.5	1	1	0 - 0	0	0	0
#3 Jaylen Dotson	1	1	0	0 - 0	0	0	0
#8 Will Topper	1	1	0	0 - 0	0	0	0
#40 Owen Noble	1	1	0	0 - 0	0	0	0
#10 Brandon Doxzen	1	1	0	0 - 0	0	0	0
#33 Bradon Hoyt	1	1	0	0 - 0	0	0	0
Team	0	0	0	0 - 0	0	0	0
#7 Reese Poffenberger	0	0	0	0 - 0	0	0	0

**INTERCEPTIONS**

<b>Name</b>	<b>Num</b>	<b>Return Yards</b>	<b>TD</b>
#9 Colten McCracken	3	26	1
#3 Jaylen Dotson	1	0	0
#19 Matthew Mancini	1	(-9)	0
#28 Issac Summer	1	0	0
#34 Jalen Huskey	1	19	0

**DEFENSIVE FUMBLES**

<b>Name</b>	<b>Forced</b>	<b>Recovered</b>	<b>Recovery Yards</b>	<b>TD</b>
Team	6	1	0	0
#11 Andrew Frizzell	1	2	0	0
#44 JD Nelson	1	2	0	0
#7 Reese Poffenberger	1	1	0	0
#58	1	0	0	0
#50 Jordan Hoy	1	0	0	0
#5 Brandon Malko	1	1	0	0
#54 Zach Brady	0	4	17	0
#43 Roland Hockenbery	0	2	43	1
#28 Issac Summer	0	1	(-13)	0
#19 Matthew Mancini	0	1	0	0
#9 Colten McCracken	0	1	0	0

# Player Cumulative Special Teams Statistics

KICKING							
Name	FGM-A	0-19	20-29	30-39	40-49	50+	XPM-A
#10 Brandon Doxzen	0 - 2	0 - 1	0 - 0	0 - 1	0 - 0	0 - 0	25 - 28
#9 Colten McCracken	0 - 0	0 - 0	0 - 0	0 - 0	0 - 0	0 - 0	1 - 1

KICKOFFS				
Name	Num	Yds	Avg	Touchbacks
#10 Brandon Doxzen	36	1604	44.6	0
#9 Colten McCracken	3	122	40.7	0
#28 Issac Summer	1	41	41.0	0

PUNTING							
Name	Num	Yds	Avg	I20	Blk	Touchbacks	Fair Catches
#9 Colten McCracken	14	446	31.9	4	0	0	0
#2 Cole Porter	10	285	28.5	0	2	0	0
#28 Issac Summer	8	237	29.6	0	1	0	0
#10 Brandon Doxzen	2	78	39.0	1	0	0	0
#15 Gage Queen	1	(-23)	(-23.0)	0	0	1	0

**KICK RETURNS**

<b>Name</b>	<b>Num</b>	<b>Yds</b>	<b>Avg</b>	<b>TD</b>
#6 Isaiah Dowery	8	249	31.1	0
#2 Cole Porter	5	84	16.8	0
#5 Brandon Malko	5	71	14.2	0
#9 Colten McCracken	3	30	10.0	0
#3 Jaylen Dotson	1	17	17.0	0
#12 Kevin Diaz	1	2	2.0	0
#34 Jalen Huskey	1	0	0.0	0
#56 Kris Lynott	2	0	0.0	0

**PUNT RETURNS**

<b>Name</b>	<b>Num</b>	<b>Yds</b>	<b>Avg</b>	<b>TD</b>
#6 Isaiah Dowery	4	56	14.0	0
Team	3	0	0.0	0
#9 Colten McCracken	1	0	0.0	0

