


Print Reports

Team Cumulative Offensive Statistics


MIDDLETOWN (5 - 4)

| |  Your Team | Opponents |
|----------------------------------|--|------------------|
| Scoring | 234 | 182 |
| Points Per Game | 26.0 | 20.2 |
| Downs | | |
| First Downs | 134 | 110 |
| First Downs - Rushing | 60 | 61 |
| First Downs - Passing | 70 | 35 |
| First Downs - Penalties | 4 | 14 |
| Third Down Conversions/Attempts | 33/109 (30.3%) | 33/110 (30.0%) |
| Fourth Down Conversions/Attempts | 8/21 (38.1%) | 13/35 (37.1%) |
| Turnovers | 8 | 18 |
| Rushing | 876 | 1334 |
| Attempts | 279 | 307 |
| Average Per Rush | 3.1 | 4.3 |
| Average Per Game | 97.3 | 148.2 |
| Rushing TDs | 11 | 12 |
| Passing | 1488 | 1066 |
| Completions- Attempts | 125 - 216 | 67 - 146 |
| Avg Per Attempt | 6.9 | 7.3 |

| | | |
|---------------------|----------|----------|
| Avg Per Completion | 11.9 | 15.9 |
| Avg Per Game | 165.3 | 118.4 |
| Passing TDs | 20 | 13 |
| Interceptions | 4 | 7 |
| Fumbles - Lost | 5 - 4 | 11 - 11 |
| Total Offense | 2364 | 2400 |
| Total Plays | 495 | 453 |
| Average per Play | 4.8 | 5.3 |
| Average Per Game | 262.7 | 266.7 |
| Big Plays (>20 yds) | 38 | 44 |
| Time of Possession | 03:35:53 | 03:24:39 |
| Penalties - Yards | 47 - 395 | 58 - 440 |

| TURNOVER BREAKDOWN | | | | | | |
|--------------------|-----|-------|----------|-----|-------|------|
| TAKEAWAY | | | GIVEAWAY | | | |
| INT | FUM | TOTAL | INT | FUM | TOTAL | DIFF |
| 7 | 11 | 18 | 4 | 4 | 8 | 10 |


Team Cumulative Defensive Statistics

| MIDDLETOWN (5 - 4) | | |
|-----------------------|---|-----------|
| |  Your Team | Opponents |
| Sacks | 14 | 19 |
| Yards | 5 | 0 |
| Interceptions | 7 | 4 |
| Yards | 36 | 11 |
| Touchdowns | 1 | 0 |
| Fumbles | | |
| Forced | 13 | 6 |
| Recovered | 11 | 4 |
| Yards | 47 | 0 |
| Turnover Return Yards | 83 | 11 |
| Pass Break Ups | 24 | 16 |
| Safeties | 0 | 0 |

| TURNOVER BREAKDOWN | | | | | | |
|--------------------|-----|-------|----------|-----|-------|------|
| TAKEAWAY | | | GIVEAWAY | | | |
| INT | FUM | TOTAL | INT | FUM | TOTAL | DIFF |
| 7 | 11 | 18 | 4 | 4 | 8 | 10 |

Team Cumulative Special Teams Statistics

MIDDLETOWN (5 - 4)

| |  Your Team | Opponents |
|------------------------|---|------------------|
| Kickoff Returns | 27 | 40 |
| Yards | 476 | 610 |
| Average Per Attempt | 17.6 | 15.3 |
| Kickoff Return TDs | 0 | 1 |
| Kickoffs | 43 | 37 |
| Yards | 1918 | 1676 |
| Average | 44.6 | 45.3 |
| Touchbacks | 0 | 5 |
| Punt Returns | 15 | 20 |
| Yards | 77 | 37 |
| Fair Catches | 3 | 0 |
| Average Per Attempt | 5.1 | 1.9 |
| Punt Return TDs | 0 | 0 |
| Punts | 39 | 33 |
| Yards | 1114 | 824 |
| Punting Touchbacks | 1 | 0 |
| Average Yards Per Punt | 28.6 | 25.0 |
| Punts Blocked | 3 | 3 |

| | | |
|--|---------|---------|
| Field Goals Made - Attempted | 1 - 3 | 1 - 2 |
| 0-19 | 0 - 1 | 0 - 0 |
| 20-29 | 1 - 1 | 1 - 1 |
| 30-39 | 0 - 1 | 0 - 1 |
| 40-49 | 0 - 0 | 0 - 0 |
| 50+ | 0 - 0 | 0 - 0 |
| PAT Made - Attempted | 27 - 30 | 17 - 21 |
| Two Point Conversions Made - Attempted | 2 - 2 | 1 - 5 |

Player Cumulative Offensive Statistics

| RUSHING | | | | | | |
|-----------------------|---|-----|-----|------|----|------|
| Name | G | Att | Yds | Avg | TD | YPG |
| #6 Isaiah Dowery | 9 | 124 | 706 | 5.7 | 4 | 78.4 |
| #43 Roland Hockenbery | 9 | 37 | 98 | 2.6 | 0 | 10.9 |
| #7 Reese Poffenberger | 9 | 91 | 25 | 0.3 | 5 | 2.8 |
| #11 Andrew Frizzell | 9 | 1 | 20 | 20.0 | 0 | 2.2 |
| #20 Mike Tobery | 9 | 13 | 16 | 1.2 | 0 | 1.8 |
| #19 Matthew Mancini | 9 | 5 | 8 | 1.6 | 1 | 0.9 |
| #44 JD Nelson | 9 | 1 | 2 | 2.0 | 0 | 0.2 |
| #28 Issac Summer | 9 | 3 | 1 | 0.3 | 1 | 0.1 |
| Team | 9 | 4 | 0 | 0.0 | 0 | 0.0 |

| PASSING | | | | | | | | | |
|-----------------------|---|-----|-----|------|----|-----|-------|--------|-------|
| Name | G | Cmp | Att | Yds | TD | Int | YPG | Pct | QBR |
| #7 Reese Poffenberger | 9 | 123 | 210 | 1453 | 19 | 4 | 161.4 | 58.6% | 142.7 |
| #15 Gage Queen | 9 | 2 | 2 | 35 | 1 | 0 | 3.9 | 100.0% | 412.0 |
| Team | 9 | 0 | 3 | 0 | 0 | 0 | 0.0 | 0.0% | 0.0 |
| #19 Matthew Mancini | 9 | 0 | 1 | 0 | 0 | 0 | 0.0 | 0.0% | 0.0 |

RECEIVING

| Name | G | Rec | Yds | Avg | TD | YPG |
|-----------------------|----------|------------|------------|------------|-----------|------------|
| #11 Andrew Frizzell | 9 | 27 | 329 | 12.2 | 6 | 36.6 |
| #9 Colten McCracken | 9 | 22 | 286 | 13.0 | 5 | 31.8 |
| #2 Cole Porter | 9 | 21 | 250 | 11.9 | 1 | 27.8 |
| #6 Isaiah Dowery | 9 | 15 | 145 | 9.7 | 2 | 16.1 |
| #28 Issac Summer | 9 | 8 | 127 | 15.9 | 1 | 14.1 |
| #3 Jaylen Dotson | 9 | 12 | 118 | 9.8 | 3 | 13.1 |
| #17 Jason Houck | 9 | 7 | 91 | 13.0 | 1 | 10.1 |
| #80 Drew Maly | 9 | 3 | 52 | 17.3 | 0 | 5.8 |
| #43 Roland Hockenbery | 9 | 3 | 23 | 7.7 | 0 | 2.6 |
| #18 Colby Doreen | 9 | 1 | 20 | 20.0 | 0 | 2.2 |
| #82 Mason Doody | 9 | 1 | 17 | 17.0 | 0 | 1.9 |
| #5 Brandon Malko | 9 | 2 | 11 | 5.5 | 1 | 1.2 |
| #19 Matthew Mancini | 9 | 1 | 11 | 11.0 | 0 | 1.2 |
| #44 JD Nelson | 9 | 1 | 5 | 5.0 | 0 | 0.6 |
| #34 Jalen Huskey | 9 | 1 | 3 | 3.0 | 0 | 0.3 |

OFFENSIVE FUMBLES

| Name | Fumbles | Fumbles Lost |
|--------------------------|----------------|---------------------|
| #7 Reese Poffenberger | 2 | 1 |
| #6 Isaiah Dowery | 2 | 2 |
| #43 Roland Hockenbery | 1 | 1 |

TOTAL OFFENSE

| Name | G | Plays | Rush - Yards | Pass - Yards | TGT - Rec - Yards | Total Yards | YPG |
|-----------------------|----------|--------------|---------------------|---------------------|--------------------------|--------------------|------------|
| #7 Reese Poffenberger | 9 | 301 | 91 - 25 | 210 - 1453 | 0 - 0 - 0 | 1478 | 164.2 |
| #6 Isaiah Dowery | 9 | 124 | 124 - 706 | 0 - 0 | 15 - 15 - 145 | 851 | 94.6 |
| #11 Andrew Frizzell | 9 | 1 | 1 - 20 | 0 - 0 | 27 - 27 - 329 | 349 | 38.8 |
| #9 Colten McCracken | 9 | 0 | 0 - 0 | 0 - 0 | 22 - 22 - 286 | 286 | 31.8 |
| #2 Cole Porter | 9 | 0 | 0 - 0 | 0 - 0 | 25 - 21 - 250 | 250 | 27.8 |
| #28 Issac Summer | 9 | 3 | 3 - 1 | 0 - 0 | 8 - 8 - 127 | 128 | 14.2 |
| #43 Roland Hockenbery | 9 | 37 | 37 - 98 | 0 - 0 | 3 - 3 - 23 | 121 | 13.4 |
| #3 Jaylen Dotson | 9 | 0 | 0 - 0 | 0 - 0 | 12 - 12 - 118 | 118 | 13.1 |
| #17 Jason Houck | 9 | 0 | 0 - 0 | 0 - 0 | 8 - 7 - 91 | 91 | 10.1 |
| #80 Drew Maly | 9 | 0 | 0 - 0 | 0 - 0 | 3 - 3 - 52 | 52 | 5.8 |
| #15 Gage Queen | 9 | 2 | 0 - 0 | 2 - 35 | 0 - 0 - 0 | 35 | 3.9 |
| #18 Colby Doreen | 9 | 0 | 0 - 0 | 0 - 0 | 1 - 1 - 20 | 20 | 2.2 |
| #19 Matthew Mancini | 9 | 6 | 5 - 8 | 1 - 0 | 2 - 1 - 11 | 19 | 2.1 |
| #82 Mason Doody | 9 | 0 | 0 - 0 | 0 - 0 | 1 - 1 - 17 | 17 | 1.9 |
| #20 Mike Tobery | 9 | 13 | 13 - 16 | 0 - 0 | 0 - 0 - 0 | 16 | 1.8 |
| #5 Brandon Malko | 9 | 0 | 0 - 0 | 0 - 0 | 2 - 2 - 11 | 11 | 1.2 |
| #44 JD Nelson | 9 | 1 | 1 - 2 | 0 - 0 | 1 - 1 - 5 | 7 | 0.8 |

| Name | G | Plays | Rush - Yards | Pass - Yards | TGT - Rec - Yards | Total Yards | YPG |
|------------------|----------|--------------|---------------------|---------------------|--------------------------|--------------------|------------|
| #34 Jalen Huskey | 9 | 0 | 0 - 0 | 0 - 0 | 2 - 1 - 3 | 3 | 0.3 |
| Team | 9 | 7 | 4 - 0 | 3 - 0 | 0 - 0 - 0 | 0 | 0.0 |

ALL PURPOSE YARDS

| Name | G | Rush | Rec | KR | PR | Int | FR | Total | YPG |
|-----------------------|----------|-------------|------------|-----------|-----------|------------|-----------|--------------|------------|
| #6 Isaiah Dowery | 9 | 706 | 145 | 249 | 77 | 0 | 0 | 1177 | 130.8 |
| #11 Andrew Frizzell | 9 | 20 | 329 | 0 | 0 | 0 | 0 | 349 | 38.8 |
| #9 Colten McCracken | 9 | 0 | 286 | 30 | 0 | 26 | 0 | 342 | 38.0 |
| #2 Cole Porter | 9 | 0 | 250 | 84 | 0 | 0 | 0 | 334 | 37.1 |
| #43 Roland Hockenbery | 9 | 98 | 23 | 0 | 0 | 0 | 43 | 164 | 18.2 |
| #28 Issac Summer | 9 | 1 | 127 | 23 | 0 | 0 | (-13) | 138 | 15.3 |
| #3 Jaylen Dotson | 9 | 0 | 118 | 17 | 0 | 0 | 0 | 135 | 15.0 |
| #17 Jason Houck | 9 | 0 | 91 | 0 | 0 | 0 | 0 | 91 | 10.1 |
| #5 Brandon Malko | 9 | 0 | 11 | 71 | 0 | 0 | 0 | 82 | 9.1 |
| #80 Drew Maly | 9 | 0 | 52 | 0 | 0 | 0 | 0 | 52 | 5.8 |
| #7 Reese Poffenberger | 9 | 25 | 0 | 0 | 0 | 0 | 0 | 25 | 2.8 |
| #34 Jalen Huskey | 9 | 0 | 3 | 0 | 0 | 19 | 0 | 22 | 2.4 |
| #18 Colby Doreen | 9 | 0 | 20 | 0 | 0 | 0 | 0 | 20 | 2.2 |
| #82 Mason Doody | 9 | 0 | 17 | 0 | 0 | 0 | 0 | 17 | 1.9 |
| #54 Zach Brady | 9 | 0 | 0 | 0 | 0 | 0 | 17 | 17 | 1.9 |
| #20 Mike Tobery | 9 | 16 | 0 | 0 | 0 | 0 | 0 | 16 | 1.8 |
| #19 Matthew Mancini | 9 | 8 | 11 | 0 | 0 | (-9) | 0 | 10 | 1.1 |

SCORING

| Name | TD | FG | Kick PAT | 2pt PAT | Pts |
|-----------------------|-----------|-----------|-----------------|----------------|------------|
| #6 Isaiah Dowery | 6 | 0 | 0 | 1 | 38 |
| #9 Colten McCracken | 6 | 0 | 1 | 0 | 37 |
| #11 Andrew Frizzell | 6 | 0 | 0 | 0 | 36 |
| #7 Reese Poffenberger | 5 | 0 | 0 | 0 | 30 |
| #10 Brandon Doxzen | 0 | 1 | 26 | 0 | 29 |
| #3 Jaylen Dotson | 3 | 0 | 0 | 0 | 18 |
| #28 Issac Summer | 2 | 0 | 0 | 0 | 12 |
| #2 Cole Porter | 1 | 0 | 0 | 0 | 6 |
| #19 Matthew Mancini | 1 | 0 | 0 | 0 | 6 |
| #43 Roland Hockenbery | 1 | 0 | 0 | 0 | 6 |
| #5 Brandon Malko | 1 | 0 | 0 | 0 | 6 |
| #17 Jason Houck | 1 | 0 | 0 | 0 | 6 |
| #18 Colby Doreen | 0 | 0 | 0 | 1 | 2 |

Player Cumulative Defensive Statistics

DEFENSE

| Name | Total Tackles | Solo | Assist | Sack - Yds | TFL | Safeties | Pass Breakups |
|-----------------------|---------------|------|--------|------------|-----|----------|---------------|
| #43 Roland Hockenbery | 47 | 41 | 12 | 0 - 0 | 7.5 | 0 | 0 |
| #44 JD Nelson | 47 | 41 | 12 | 1 - 0 | 6.5 | 0 | 2 |
| #54 Zach Brady | 23.5 | 18 | 11 | 1 - 0 | 5 | 0 | 1 |
| #11 Andrew Frizzell | 22 | 18 | 8 | 3 - 0 | 9.5 | 0 | 0 |
| #61 Max Chumbris | 20.5 | 18 | 5 | 0.5 - 0 | 9 | 0 | 0 |
| #50 Jordan Hoy | 20 | 15 | 10 | 0.5 - 0 | 4 | 0 | 0 |
| #2 Cole Porter | 17 | 17 | 0 | 0 - 0 | 1 | 0 | 3 |
| #82 Mason Doody | 16.5 | 12 | 9 | 2.5 - 0 | 7 | 0 | 3 |
| #18 Colby Doreen | 15.5 | 13 | 5 | 0 - 0 | 2.5 | 0 | 2 |
| #34 Jalen Huskey | 15 | 14 | 2 | 0 - 0 | 0 | 0 | 2 |
| #9 Colten McCracken | 14 | 12 | 4 | 0 - 0 | 1 | 0 | 2 |
| #19 Matthew Mancini | 11.5 | 10 | 3 | 0 - 0 | 1 | 0 | 2 |
| #6 Isaiah Dowery | 11 | 9 | 4 | 0 - 0 | 0 | 0 | 0 |
| #15 Gage Queen | 10 | 9 | 2 | 0 - 0 | 0 | 0 | 5 |
| #58 | 10 | 8 | 4 | 0.5 - 0 | 1.5 | 0 | 0 |
| #56 Kris Lynott | 8.5 | 6 | 5 | 2 - 5 | 2.5 | 0 | 0 |
| #28 Issac Summer | 7.5 | 7 | 1 | 1 - 0 | 1.5 | 0 | 1 |
| #80 Drew Maly | 6.5 | 5 | 3 | 1 - 0 | 1 | 0 | 0 |

| Name | Total Tackles | Solo | Assist | Sack - Yds | TFL | Safeties | Pass Breakups |
|-----------------------|----------------------|-------------|---------------|-------------------|------------|-----------------|----------------------|
| #88 Eli Berger | 5 | 5 | 0 | 0 - 0 | 1 | 0 | 0 |
| #17 Jason Houck | 5 | 5 | 0 | 0 - 0 | 1 | 0 | 1 |
| #51 Robert Fulton | 4.5 | 4 | 1 | 0 - 0 | 0 | 0 | 0 |
| #5 Brandon Malko | 3.5 | 2 | 3 | 0 - 0 | 0 | 0 | 0 |
| #67 Brian Atkinson | 2.5 | 2 | 1 | 0 - 0 | 0 | 0 | 0 |
| #74 Brady Rosner | 2 | 1 | 2 | 1 - 0 | 1.5 | 0 | 0 |
| #60 Luke Grossnickle | 2 | 2 | 0 | 0 - 0 | 0 | 0 | 0 |
| #52 Hunter Wiles | 1.5 | 1 | 1 | 0 - 0 | 0 | 0 | 0 |
| #12 Kevin Diaz | 1.5 | 1 | 1 | 0 - 0 | 1 | 0 | 0 |
| #75 Conor Faron | 1.5 | 1 | 1 | 0 - 0 | 0 | 0 | 0 |
| #3 Jaylen Dotson | 1 | 1 | 0 | 0 - 0 | 0 | 0 | 0 |
| #8 Will Topper | 1 | 1 | 0 | 0 - 0 | 0 | 0 | 0 |
| #40 Owen Noble | 1 | 1 | 0 | 0 - 0 | 0 | 0 | 0 |
| #33 Bradon Hoyt | 1 | 1 | 0 | 0 - 0 | 0 | 0 | 0 |
| #10 Brandon Doxzen | 1 | 1 | 0 | 0 - 0 | 0 | 0 | 0 |
| Team | 0 | 0 | 0 | 0 - 0 | 0 | 0 | 0 |
| #7 Reese Poffenberger | 0 | 0 | 0 | 0 - 0 | 0 | 0 | 0 |

INTERCEPTIONS

| Name | Num | Return Yards | TD |
|---------------------|------------|---------------------|-----------|
| #9 Colten McCracken | 3 | 26 | 1 |
| #3 Jaylen Dotson | 1 | 0 | 0 |
| #19 Matthew Mancini | 1 | (-9) | 0 |
| #28 Issac Summer | 1 | 0 | 0 |
| #34 Jalen Huskey | 1 | 19 | 0 |

DEFENSIVE FUMBLES

| Name | Forced | Recovered | Recovery Yards | TD |
|-----------------------|---------------|------------------|-----------------------|-----------|
| Team | 7 | 1 | 0 | 0 |
| #11 Andrew Frizzell | 1 | 2 | 0 | 0 |
| #44 JD Nelson | 1 | 2 | 0 | 0 |
| #7 Reese Poffenberger | 1 | 1 | 0 | 0 |
| #58 | 1 | 0 | 0 | 0 |
| #50 Jordan Hoy | 1 | 0 | 0 | 0 |
| #5 Brandon Malko | 1 | 1 | 0 | 0 |
| #54 Zach Brady | 0 | 4 | 17 | 0 |
| #43 Roland Hockenbery | 0 | 2 | 43 | 1 |
| #28 Issac Summer | 0 | 1 | (-13) | 0 |
| #19 Matthew Mancini | 0 | 1 | 0 | 0 |
| #9 Colten McCracken | 0 | 1 | 0 | 0 |
| #61 Max Chumbris | 0 | 1 | 0 | 0 |

Player Cumulative Special Teams Statistics

| KICKING | | | | | | | |
|---------------------|-------|-------|-------|-------|-------|-------|---------|
| Name | FGM-A | 0-19 | 20-29 | 30-39 | 40-49 | 50+ | XPM-A |
| #10 Brandon Doxzen | 1 - 3 | 0 - 1 | 1 - 1 | 0 - 1 | 0 - 0 | 0 - 0 | 26 - 29 |
| #9 Colten McCracken | 0 - 0 | 0 - 0 | 0 - 0 | 0 - 0 | 0 - 0 | 0 - 0 | 1 - 1 |

| KICKOFFS | | | | |
|---------------------|-----|------|------|------------|
| Name | Num | Yds | Avg | Touchbacks |
| #10 Brandon Doxzen | 39 | 1755 | 45.0 | 0 |
| #9 Colten McCracken | 3 | 122 | 40.7 | 0 |
| #28 Issac Summer | 1 | 41 | 41.0 | 0 |

| PUNTING | | | | | | | |
|---------------------|-----|-------|---------|-----|-----|------------|--------------|
| Name | Num | Yds | Avg | I20 | Blk | Touchbacks | Fair Catches |
| #9 Colten McCracken | 14 | 446 | 31.9 | 4 | 0 | 0 | 0 |
| #28 Issac Summer | 12 | 328 | 27.3 | 1 | 1 | 0 | 0 |
| #2 Cole Porter | 10 | 285 | 28.5 | 0 | 2 | 0 | 0 |
| #10 Brandon Doxzen | 2 | 78 | 39.0 | 1 | 0 | 0 | 0 |
| #15 Gage Queen | 1 | (-23) | (-23.0) | 0 | 0 | 1 | 0 |

KICK RETURNS

| Name | Num | Yds | Avg | TD |
|---------------------|------------|------------|------------|-----------|
| #6 Isaiah Dowery | 8 | 249 | 31.1 | 0 |
| #2 Cole Porter | 5 | 84 | 16.8 | 0 |
| #5 Brandon Malko | 5 | 71 | 14.2 | 0 |
| #9 Colten McCracken | 3 | 30 | 10.0 | 0 |
| #28 Issac Summer | 1 | 23 | 23.0 | 0 |
| #3 Jaylen Dotson | 1 | 17 | 17.0 | 0 |
| #12 Kevin Diaz | 1 | 2 | 2.0 | 0 |
| #34 Jalen Huskey | 1 | 0 | 0.0 | 0 |
| #56 Kris Lynott | 2 | 0 | 0.0 | 0 |

PUNT RETURNS

| Name | Num | Yds | Avg | TD |
|---------------------|------------|------------|------------|-----------|
| #6 Isaiah Dowery | 10 | 77 | 7.7 | 0 |
| Team | 3 | 0 | 0.0 | 0 |
| #9 Colten McCracken | 1 | 0 | 0.0 | 0 |
| #2 Cole Porter | 1 | 0 | 0.0 | 0 |

