


Print Reports

Team Cumulative Offensive Statistics


MIDDLETOWN (3 - 3)

	 Your Team	Opponents
Scoring	175	137
Points Per Game	29.2	22.8
Downs		
First Downs	98	73
First Downs - Rushing	48	44
First Downs - Passing	49	20
First Downs - Penalties	1	9
Third Down Conversions/Attempts	23/72 (31.9%)	19/70 (27.1%)
Fourth Down Conversions/Attempts	5/10 (50.0%)	10/24 (41.7%)
Turnovers	7	12
Rushing	707	1030
Attempts	184	204
Average Per Rush	3.8	5.0
Average Per Game	117.8	171.7
Rushing TDs	9	11
Passing	1081	699
Completions- Attempts	91 - 150	40 - 94
Avg Per Attempt	7.2	7.4

Avg Per Completion	11.9	17.5
Avg Per Game	180.2	116.5
Passing TDs	14	8
Interceptions	3	5
Fumbles - Lost	5 - 4	7 - 7
Total Offense	1788	1729
Total Plays	334	298
Average per Play	5.4	5.8
Average Per Game	298.0	288.2
Big Plays (>20 yds)	28	32
Time of Possession	02:23:03	02:14:26
Penalties - Yards	32 - 280	39 - 285

TURNOVER BREAKDOWN						
TAKEAWAY			GIVEAWAY			
INT	FUM	TOTAL	INT	FUM	TOTAL	DIFF
5	7	12	3	4	7	5


Team Cumulative Defensive Statistics

MIDDLETOWN (3 - 3)		
	 Your Team	Opponents
Sacks	10	7
Yards	0	0
Interceptions	5	3
Yards	17	(-4)
Touchdowns	1	0
Fumbles		
Forced	9	5
Recovered	7	4
Yards	47	0
Turnover Return Yards	64	(-4)
Pass Break Ups	16	11
Safeties	0	0

TURNOVER BREAKDOWN						
TAKEAWAY			GIVEAWAY			
INT	FUM	TOTAL	INT	FUM	TOTAL	DIFF
5	7	12	3	4	7	5

Team Cumulative Special Teams Statistics

MIDDLETOWN (3 - 3)

	 Your Team	Opponents
Kickoff Returns	19	28
Yards	394	427
Average Per Attempt	20.7	15.3
Kickoff Return TDs	0	1
Kickoffs	30	28
Yards	1316	1377
Average	43.9	49.2
Touchbacks	0	5
Punt Returns	7	14
Yards	56	30
Fair Catches	3	0
Average Per Attempt	8.0	2.1
Punt Return TDs	0	0
Punts	27	21
Yards	786	548
Punting Touchbacks	1	0
Average Yards Per Punt	29.1	26.1
Punts Blocked	2	2

Field Goals Made - Attempted	0 - 2	0 - 1
0-19	0 - 1	0 - 0
20-29	0 - 0	0 - 0
30-39	0 - 1	0 - 1
40-49	0 - 0	0 - 0
50+	0 - 0	0 - 0
PAT Made - Attempted	19 - 22	13 - 15
Two Point Conversions Made - Attempted	2 - 2	1 - 5

Player Cumulative Offensive Statistics

RUSHING						
Name	G	Att	Yds	Avg	TD	YPG
#6 Isaiah Dowery	6	81	460	5.7	4	76.7
#43 Roland Hockenbery	6	36	99	2.8	0	16.5
#7 Reese Poffenberger	6	49	97	2.0	4	16.2
#11 Andrew Frizzell	6	1	20	20.0	0	3.3
#19 Matthew Mancini	6	4	15	3.8	1	2.5
#20 Mike Tobery	6	10	14	1.4	0	2.3
#44 JD Nelson	6	1	2	2.0	0	0.3
Team	6	2	0	0.0	0	0.0

PASSING									
Name	G	Cmp	Att	Yds	TD	Int	YPG	Pct	QBR
#7 Reese Poffenberger	6	91	149	1081	14	3	180.2	61.1%	149.0
Team	6	0	1	0	0	0	0.0	0.0%	0.0

RECEIVING

Name	G	Rec	Yds	Avg	TD	YPG
#9 Colten McCracken	6	22	286	13.0	5	47.7
#11 Andrew Frizzell	6	20	227	11.4	3	37.8
#2 Cole Porter	6	12	147	12.3	1	24.5
#3 Jaylen Dotson	6	12	118	9.8	3	19.7
#6 Isaiah Dowery	6	8	97	12.1	0	16.2
#17 Jason Houck	6	6	78	13.0	1	13.0
#80 Drew Maly	6	3	52	17.3	0	8.7
#43 Roland Hockenbery	6	3	23	7.7	0	3.8
#18 Colby Doreen	6	1	20	20.0	0	3.3
#82 Mason Doody	6	1	17	17.0	0	2.8
#5 Brandon Malko	6	2	11	5.5	1	1.8
#44 JD Nelson	6	1	5	5.0	0	0.8
#34 Jalen Huskey	6	0	0	0.0	0	0.0

OFFENSIVE FUMBLES

Name	Fumbles	Fumbles Lost
#7 Reese Poffenberger	2	1
#6 Isaiah Dowery	2	2
#43 Roland Hockenbery	1	1

TOTAL OFFENSE

Name	G	Plays	Rush - Yards	Pass - Yards	TGT - Rec - Yards	Total Yards	YPG
#7 Reese Poffenberger	6	198	49 - 97	149 - 1081	0 - 0 - 0	1178	196.3
#6 Isaiah Dowery	6	81	81 - 460	0 - 0	8 - 8 - 97	557	92.8
#9 Colten McCracken	6	0	0 - 0	0 - 0	22 - 22 - 286	286	47.7
#11 Andrew Frizzell	6	1	1 - 20	0 - 0	20 - 20 - 227	247	41.2
#2 Cole Porter	6	0	0 - 0	0 - 0	16 - 12 - 147	147	24.5
#43 Roland Hockenbery	6	36	36 - 99	0 - 0	3 - 3 - 23	122	20.3
#3 Jaylen Dotson	6	0	0 - 0	0 - 0	12 - 12 - 118	118	19.7
#17 Jason Houck	6	0	0 - 0	0 - 0	7 - 6 - 78	78	13.0
#80 Drew Maly	6	0	0 - 0	0 - 0	3 - 3 - 52	52	8.7
#18 Colby Doreen	6	0	0 - 0	0 - 0	1 - 1 - 20	20	3.3
#82 Mason Doody	6	0	0 - 0	0 - 0	1 - 1 - 17	17	2.8
#19 Matthew Mancini	6	4	4 - 15	0 - 0	0 - 0 - 0	15	2.5
#20 Mike Tobery	6	10	10 - 14	0 - 0	0 - 0 - 0	14	2.3
#5 Brandon Malko	6	0	0 - 0	0 - 0	2 - 2 - 11	11	1.8
#44 JD Nelson	6	1	1 - 2	0 - 0	1 - 1 - 5	7	1.2
Team	6	3	2 - 0	1 - 0	0 - 0 - 0	0	0.0
#34 Jalen Huskey	6	0	0 - 0	0 - 0	1 - 0 - 0	0	0.0

SCORING

Name	TD	FG	Kick PAT	2pt PAT	Pts
#9 Colten McCracken	6	0	1	0	37
#6 Isaiah Dowery	4	0	0	1	26
#7 Reese Poffenberger	4	0	0	0	24
#11 Andrew Frizzell	3	0	0	0	18
#10 Brandon Doxzen	0	0	18	0	18
#3 Jaylen Dotson	3	0	0	0	18
#2 Cole Porter	1	0	0	0	6
#19 Matthew Mancini	1	0	0	0	6
#43 Roland Hockenbery	1	0	0	0	6
#5 Brandon Malko	1	0	0	0	6
#17 Jason Houck	1	0	0	0	6
#18 Colby Doreen	0	0	0	1	2

Player Cumulative Defensive Statistics

DEFENSE

Name	Total Tackles	Solo	Assist	Sack - Yds	TFL	Safeties	Pass Breakups
#43 Roland Hockenbery	28	24	8	0 - 0	4	0	0
#44 JD Nelson	27	22	10	1 - 0	4.5	0	2
#11 Andrew Frizzell	18.5	15	7	2 - 0	6.5	0	0
#54 Zach Brady	15.5	11	9	1 - 0	4	0	1
#9 Colten McCracken	14	12	4	0 - 0	1	0	2
#82 Mason Doody	13.5	10	7	2.5 - 0	5.5	0	3
#61 Max Chumbris	11.5	9	5	0.5 - 0	5	0	0
#50 Jordan Hoy	11.5	8	7	0 - 0	2	0	0
#2 Cole Porter	11	11	0	0 - 0	1	0	2
#18 Colby Doreen	10.5	9	3	0 - 0	0.5	0	0
#6 Isaiah Dowery	7.5	6	3	0 - 0	0	0	0
#19 Matthew Mancini	7	6	2	0 - 0	1	0	1
#56 Kris Lynott	6.5	4	5	1 - 0	1.5	0	0
#80 Drew Maly	6.5	5	3	1 - 0	1	0	0
#34 Jalen Huskey	6.5	6	1	0 - 0	0	0	1
#17 Jason Houck	5	5	0	0 - 0	1	0	1
#51 Robert Fulton	4.5	4	1	0 - 0	0	0	0
#88 Eli Berger	4	4	0	0 - 0	1	0	0

Name	Total Tackles	Solo	Assist	Sack - Yds	TFL	Safeties	Pass Breakups
#15 Gage Queen	4	4	0	0 - 0	0	0	3
#5 Brandon Malko	3.5	2	3	0 - 0	0	0	0
#74 Brady Rosner	2	1	2	1 - 0	1.5	0	0
#58	2	1	2	0 - 0	0	0	0
#75 Conor Faron	1.5	1	1	0 - 0	0	0	0
#60 Luke Grossnickle	1	1	0	0 - 0	0	0	0
#3 Jaylen Dotson	1	1	0	0 - 0	0	0	0
#8 Will Topper	1	1	0	0 - 0	0	0	0
#10 Brandon Doxzen	1	1	0	0 - 0	0	0	0
#33 Bradon Hoyt	1	1	0	0 - 0	0	0	0
#67 Brian Atkinson	1	1	0	0 - 0	0	0	0
#12 Kevin Diaz	0.5	0	1	0 - 0	0	0	0
Team	0	0	0	0 - 0	0	0	0
#7 Reese Poffenberger	0	0	0	0 - 0	0	0	0

INTERCEPTIONS

Name	Num	Return Yards	TD
#9 Colten McCracken	3	26	1
#3 Jaylen Dotson	1	0	0
#19 Matthew Mancini	1	(-9)	0

DEFENSIVE FUMBLES

Name	Forced	Recovered	Recovery Yards	TD
Team	5	1	0	0
#11 Andrew Frizzell	1	1	0	0
#44 JD Nelson	1	2	0	0
#7 Reese Poffenberger	1	1	0	0
#5 Brandon Malko	1	1	0	0
#54 Zach Brady	0	3	17	0
#43 Roland Hockenbery	0	1	30	1
#9 Colten McCracken	0	1	0	0

Player Cumulative Special Teams Statistics

KICKING							
Name	FGM-A	0-19	20-29	30-39	40-49	50+	XPM-A
#10 Brandon Doxzen	0 - 2	0 - 1	0 - 0	0 - 1	0 - 0	0 - 0	18 - 21
#9 Colten McCracken	0 - 0	0 - 0	0 - 0	0 - 0	0 - 0	0 - 0	1 - 1

KICKOFFS				
Name	Num	Yds	Avg	Touchbacks
#10 Brandon Doxzen	27	1194	44.2	0
#9 Colten McCracken	3	122	40.7	0

PUNTING							
Name	Num	Yds	Avg	I20	Blk	Touchbacks	Fair Catches
#9 Colten McCracken	14	446	31.9	4	0	0	0
#2 Cole Porter	10	285	28.5	0	2	0	0
#10 Brandon Doxzen	2	78	39.0	1	0	0	0
#15 Gage Queen	1	(-23)	(-23.0)	0	0	1	0

KICK RETURNS

Name	Num	Yds	Avg	TD
#6 Isaiah Dowery	7	232	33.1	0
#5 Brandon Malko	5	71	14.2	0
#2 Cole Porter	3	44	14.7	0
#9 Colten McCracken	3	30	10.0	0
#3 Jaylen Dotson	1	17	17.0	0

PUNT RETURNS

Name	Num	Yds	Avg	TD
#6 Isaiah Dowery	4	56	14.0	0
#9 Colten McCracken	1	0	0.0	0
Team	2	0	0.0	0

