


Print Reports

Team Cumulative Offensive Statistics


MIDDLETOWN (6 - 4)

	 Your Team	Opponents
Scoring	244	189
Points Per Game	24.4	18.9
Downs		
First Downs	149	123
First Downs - Rushing	66	67
First Downs - Passing	79	37
First Downs - Penalties	4	19
Third Down Conversions/Attempts	39/124 (31.5%)	38/125 (30.4%)
Fourth Down Conversions/Attempts	8/22 (36.4%)	16/39 (41.0%)
Turnovers	9	19
Rushing	990	1462
Attempts	313	354
Average Per Rush	3.2	4.1
Average Per Game	99.0	146.2
Rushing TDs	11	12
Passing	1634	1120
Completions- Attempts	141 - 243	69 - 153
Avg Per Attempt	6.7	7.3

Avg Per Completion	11.6	16.2
Avg Per Game	163.4	112.0
Passing TDs	21	14
Interceptions	5	7
Fumbles - Lost	5 - 4	12 - 12
Total Offense	2624	2582
Total Plays	556	507
Average per Play	4.7	5.1
Average Per Game	262.4	258.2
Big Plays (>20 yds)	42	45
Time of Possession	04:00:23	03:47:54
Penalties - Yards	55 - 480	61 - 470

TURNOVER BREAKDOWN						
TAKEAWAY			GIVEAWAY			
INT	FUM	TOTAL	INT	FUM	TOTAL	DIFF
7	12	19	5	4	9	10


Team Cumulative Defensive Statistics

MIDDLETOWN (6 - 4)		
	 Your Team	Opponents
Sacks	14	21
Yards	5	0
Interceptions	7	5
Yards	36	17
Touchdowns	1	0
Fumbles		
Forced	14	6
Recovered	12	4
Yards	47	0
Turnover Return Yards	83	17
Pass Break Ups	24	16
Safeties	0	0

TURNOVER BREAKDOWN						
TAKEAWAY			GIVEAWAY			
INT	FUM	TOTAL	INT	FUM	TOTAL	DIFF
7	12	19	5	4	9	10

Team Cumulative Special Teams Statistics

MIDDLETOWN (6 - 4)

	 Your Team	Opponents
Kickoff Returns	29	41
Yards	536	629
Average Per Attempt	18.5	15.3
Kickoff Return TDs	0	1
Kickoffs	46	39
Yards	2006	1758
Average	43.6	45.1
Touchbacks	0	5
Punt Returns	15	22
Yards	77	37
Fair Catches	4	1
Average Per Attempt	5.1	1.7
Punt Return TDs	0	0
Punts	43	38
Yards	1257	978
Punting Touchbacks	1	0
Average Yards Per Punt	29.2	25.7
Punts Blocked	3	3

Field Goals Made - Attempted	2 - 5	1 - 2
0-19	0 - 1	0 - 0
20-29	1 - 1	1 - 1
30-39	1 - 3	0 - 1
40-49	0 - 0	0 - 0
50+	0 - 0	0 - 0
PAT Made - Attempted	28 - 31	18 - 22
Two Point Conversions Made - Attempted	2 - 2	1 - 5

Player Cumulative Offensive Statistics

RUSHING						
Name	G	Att	Yds	Avg	TD	YPG
#6 Isaiah Dowery	10	140	810	5.8	4	81.0
#43 Roland Hockenbery	10	42	101	2.4	0	10.1
#11 Andrew Frizzell	10	2	27	13.5	0	2.7
#20 Mike Tobery	10	13	16	1.2	0	1.6
#7 Reese Poffenberger	10	98	15	0.2	5	1.5
#44 JD Nelson	10	3	12	4.0	0	1.2
#19 Matthew Mancini	10	5	8	1.6	1	0.8
#28 Issac Summer	10	3	1	0.3	1	0.1
Team	10	6	0	0.0	0	0.0
#9 Colten McCracken	10	1	0	0.0	0	0.0

PASSING									
Name	G	Cmp	Att	Yds	TD	Int	YPG	Pct	QBR
#7 Reese Poffenberger	10	139	237	1599	20	5	159.9	58.6%	139.0
#15 Gage Queen	10	2	2	35	1	0	3.5	100.0%	412.0
Team	10	0	3	0	0	0	0.0	0.0%	0.0
#19 Matthew Mancini	10	0	1	0	0	0	0.0	0.0%	0.0

RECEIVING

Name	G	Rec	Yds	Avg	TD	YPG
#11 Andrew Frizzell	10	31	390	12.6	6	39.0
#9 Colten McCracken	10	24	304	12.7	5	30.4
#2 Cole Porter	10	22	256	11.6	1	25.6
#28 Issac Summer	10	13	168	12.9	2	16.8
#6 Isaiah Dowery	10	19	165	8.7	2	16.5
#3 Jaylen Dotson	10	12	118	9.8	3	11.8
#17 Jason Houck	10	7	91	13.0	1	9.1
#80 Drew Maly	10	3	52	17.3	0	5.2
#43 Roland Hockenbery	10	3	23	7.7	0	2.3
#18 Colby Doreen	10	1	20	20.0	0	2.0
#82 Mason Doody	10	1	17	17.0	0	1.7
#5 Brandon Malko	10	2	11	5.5	1	1.1
#19 Matthew Mancini	10	1	11	11.0	0	1.1
#44 JD Nelson	10	1	5	5.0	0	0.5
#34 Jalen Huskey	10	1	3	3.0	0	0.3

OFFENSIVE FUMBLES

Name	Fumbles	Fumbles Lost
#7 Reese Poffenberger	2	1
#6 Isaiah Dowery	2	2
#43 Roland Hockenbery	1	1

TOTAL OFFENSE

Name	G	Plays	Rush - Yards	Pass - Yards	TGT - Rec - Yards	Total Yards	YPG
#7 Reese Poffenberger	10	335	98 - 15	237 - 1599	0 - 0 - 0	1614	161.4
#6 Isaiah Dowery	10	140	140 - 810	0 - 0	19 - 19 - 165	975	97.5
#11 Andrew Frizzell	10	2	2 - 27	0 - 0	31 - 31 - 390	417	41.7
#9 Colten McCracken	10	1	1 - 0	0 - 0	24 - 24 - 304	304	30.4
#2 Cole Porter	10	0	0 - 0	0 - 0	26 - 22 - 256	256	25.6
#28 Issac Summer	10	3	3 - 1	0 - 0	13 - 13 - 168	169	16.9
#43 Roland Hockenbery	10	42	42 - 101	0 - 0	3 - 3 - 23	124	12.4
#3 Jaylen Dotson	10	0	0 - 0	0 - 0	12 - 12 - 118	118	11.8
#17 Jason Houck	10	0	0 - 0	0 - 0	8 - 7 - 91	91	9.1
#80 Drew Maly	10	0	0 - 0	0 - 0	3 - 3 - 52	52	5.2
#15 Gage Queen	10	2	0 - 0	2 - 35	0 - 0 - 0	35	3.5
#18 Colby Doreen	10	0	0 - 0	0 - 0	1 - 1 - 20	20	2.0
#19 Matthew Mancini	10	6	5 - 8	1 - 0	2 - 1 - 11	19	1.9
#82 Mason Doody	10	0	0 - 0	0 - 0	1 - 1 - 17	17	1.7
#44 JD Nelson	10	3	3 - 12	0 - 0	1 - 1 - 5	17	1.7
#20 Mike Tobery	10	13	13 - 16	0 - 0	0 - 0 - 0	16	1.6
#5 Brandon Malko	10	0	0 - 0	0 - 0	2 - 2 - 11	11	1.1

Name	G	Plays	Rush - Yards	Pass - Yards	TGT - Rec - Yards	Total Yards	YPG
#34 Jalen Huskey	10	0	0 - 0	0 - 0	2 - 1 - 3	3	0.3
Team	10	9	6 - 0	3 - 0	0 - 0 - 0	0	0.0

ALL PURPOSE YARDS

Name	G	Rush	Rec	KR	PR	Int	FR	Total	YPG
#6 Isaiah Dowery	10	810	165	283	77	0	0	1335	133.5
#11 Andrew Frizzell	10	27	390	0	0	0	0	417	41.7
#2 Cole Porter	10	0	256	110	0	0	0	366	36.6
#9 Colten McCracken	10	0	304	30	0	26	0	360	36.0
#28 Issac Summer	10	1	168	23	0	0	(-13)	179	17.9
#43 Roland Hockenbery	10	101	23	0	0	0	43	167	16.7
#3 Jaylen Dotson	10	0	118	17	0	0	0	135	13.5
#17 Jason Houck	10	0	91	0	0	0	0	91	9.1
#5 Brandon Malko	10	0	11	71	0	0	0	82	8.2
#80 Drew Maly	10	0	52	0	0	0	0	52	5.2
#34 Jalen Huskey	10	0	3	0	0	19	0	22	2.2
#18 Colby Doreen	10	0	20	0	0	0	0	20	2.0
#82 Mason Doody	10	0	17	0	0	0	0	17	1.7
#44 JD Nelson	10	12	5	0	0	0	0	17	1.7
#54 Zach Brady	10	0	0	0	0	0	17	17	1.7
#20 Mike Tobery	10	16	0	0	0	0	0	16	1.6
#7 Reese Poffenberger	10	15	0	0	0	0	0	15	1.5

SCORING

Name	TD	FG	Kick PAT	2pt PAT	Pts
#6 Isaiah Dowery	6	0	0	1	38
#9 Colten McCracken	6	0	1	0	37
#11 Andrew Frizzell	6	0	0	0	36
#10 Brandon Doxzen	0	2	27	0	33
#7 Reese Poffenberger	5	0	0	0	30
#28 Issac Summer	3	0	0	0	18
#3 Jaylen Dotson	3	0	0	0	18
#2 Cole Porter	1	0	0	0	6
#19 Matthew Mancini	1	0	0	0	6
#43 Roland Hockenbery	1	0	0	0	6
#5 Brandon Malko	1	0	0	0	6
#17 Jason Houck	1	0	0	0	6
#18 Colby Doreen	0	0	0	1	2

Player Cumulative Defensive Statistics

DEFENSE

Name	Total Tackles	Solo	Assist	Sack - Yds	TFL	Safeties	Pass Breakups
#44 JD Nelson	54	48	12	1 - 0	6.5	0	2
#43 Roland Hockenbery	52	46	12	0 - 0	8.5	0	0
#54 Zach Brady	26.5	21	11	1 - 0	5	0	1
#11 Andrew Frizzell	25	21	8	3 - 0	10.5	0	0
#50 Jordan Hoy	23.5	18	11	0.5 - 0	4	0	0
#18 Colby Doreen	23	20	6	0 - 0	3	0	2
#2 Cole Porter	23	23	0	0 - 0	1	0	3
#61 Max Chumbris	20.5	18	5	0.5 - 0	9	0	0
#82 Mason Doody	16.5	12	9	2.5 - 0	7	0	3
#9 Colten McCracken	16	14	4	0 - 0	1	0	2
#34 Jalen Huskey	15	14	2	0 - 0	0	0	2
#19 Matthew Mancini	11.5	10	3	0 - 0	1	0	2
#6 Isaiah Dowery	11	9	4	0 - 0	0	0	0
#58	11	9	4	0.5 - 0	1.5	0	0
#28 Issac Summer	10.5	9	3	1 - 0	3	0	1
#15 Gage Queen	10	9	2	0 - 0	0	0	5
#56 Kris Lynott	9.5	7	5	2 - 5	2.5	0	0
#80 Drew Maly	6.5	5	3	1 - 0	1	0	0

Name	Total Tackles	Solo	Assist	Sack - Yds	TFL	Safeties	Pass Breakups
#88 Eli Berger	5	5	0	0 - 0	1	0	0
#17 Jason Houck	5	5	0	0 - 0	1	0	1
#51 Robert Fulton	4.5	4	1	0 - 0	0	0	0
#5 Brandon Malko	3.5	2	3	0 - 0	0	0	0
#67 Brian Atkinson	3.5	3	1	0 - 0	0	0	0
#74 Brady Rosner	2	1	2	1 - 0	1.5	0	0
#60 Luke Grossnickle	2	2	0	0 - 0	0	0	0
#52 Hunter Wiles	1.5	1	1	0 - 0	0	0	0
#12 Kevin Diaz	1.5	1	1	0 - 0	1	0	0
#75 Conor Faron	1.5	1	1	0 - 0	0	0	0
#3 Jaylen Dotson	1	1	0	0 - 0	0	0	0
#8 Will Topper	1	1	0	0 - 0	0	0	0
#40 Owen Noble	1	1	0	0 - 0	0	0	0
#33 Bradon Hoyt	1	1	0	0 - 0	0	0	0
#10 Brandon Doxzen	1	1	0	0 - 0	0	0	0
Team	0	0	0	0 - 0	0	0	0
#7 Reese Poffenberger	0	0	0	0 - 0	0	0	0

INTERCEPTIONS

Name	Num	Return Yards	TD
#9 Colten McCracken	3	26	1
#3 Jaylen Dotson	1	0	0
#19 Matthew Mancini	1	(-9)	0
#28 Issac Summer	1	0	0
#34 Jalen Huskey	1	19	0

DEFENSIVE FUMBLES

Name	Forced	Recovered	Recovery Yards	TD
Team	8	1	0	0
#11 Andrew Frizzell	1	2	0	0
#44 JD Nelson	1	2	0	0
#7 Reese Poffenberger	1	1	0	0
#58	1	0	0	0
#50 Jordan Hoy	1	0	0	0
#5 Brandon Malko	1	1	0	0
#54 Zach Brady	0	4	17	0
#43 Roland Hockenbery	0	3	43	1
#28 Issac Summer	0	1	(-13)	0
#19 Matthew Mancini	0	1	0	0
#9 Colten McCracken	0	1	0	0
#61 Max Chumbris	0	1	0	0
#80 Drew Maly	0	1	0	0

Player Cumulative Special Teams Statistics

KICKING							
Name	FGM-A	0-19	20-29	30-39	40-49	50+	XPM-A
#10 Brandon Doxzen	2 - 5	0 - 1	1 - 1	1 - 3	0 - 0	0 - 0	27 - 30
#9 Colten McCracken	0 - 0	0 - 0	0 - 0	0 - 0	0 - 0	0 - 0	1 - 1

KICKOFFS				
Name	Num	Yds	Avg	Touchbacks
#10 Brandon Doxzen	42	1843	43.9	0
#9 Colten McCracken	3	122	40.7	0
#28 Issac Summer	1	41	41.0	0

PUNTING							
Name	Num	Yds	Avg	I20	Blk	Touchbacks	Fair Catches
#28 Issac Summer	16	471	29.4	2	1	0	0
#9 Colten McCracken	14	446	31.9	4	0	0	0
#2 Cole Porter	10	285	28.5	0	2	0	0
#10 Brandon Doxzen	2	78	39.0	1	0	0	0
#15 Gage Queen	1	(-23)	(-23.0)	0	0	1	0

KICK RETURNS

Name	Num	Yds	Avg	TD
#6 Isaiah Dowery	9	283	31.4	0
#2 Cole Porter	6	110	18.3	0
#5 Brandon Malko	5	71	14.2	0
#9 Colten McCracken	3	30	10.0	0
#28 Issac Summer	1	23	23.0	0
#3 Jaylen Dotson	1	17	17.0	0
#12 Kevin Diaz	1	2	2.0	0
#34 Jalen Huskey	1	0	0.0	0
#56 Kris Lynott	2	0	0.0	0

PUNT RETURNS

Name	Num	Yds	Avg	TD
#6 Isaiah Dowery	10	77	7.7	0
Team	3	0	0.0	0
#9 Colten McCracken	1	0	0.0	0
#2 Cole Porter	1	0	0.0	0

