


Print Reports

Team Cumulative Offensive Statistics


MIDDLETOWN (3 - 1)

	 Your Team	Opponents
Scoring	155	72
Points Per Game	38.8	18.0
Downs		
First Downs	69	43
First Downs - Rushing	34	27
First Downs - Passing	35	7
First Downs - Penalties	0	9
Third Down Conversions/Attempts	18/49 (36.7%)	11/49 (22.4%)
Fourth Down Conversions/Attempts	2/6 (33.3%)	6/19 (31.6%)
Turnovers	4	11
Rushing	513	687
Attempts	124	146
Average Per Rush	4.1	4.7
Average Per Game	128.3	171.8
Rushing TDs	7	6
Passing	766	381
Completions- Attempts	62 - 108	17 - 53
Avg Per Attempt	7.1	7.2

Avg Per Completion	12.4	22.4
Avg Per Game	191.5	95.3
Passing TDs	14	5
Interceptions	2	5
Fumbles - Lost	2 - 2	6 - 6
Total Offense	1279	1068
Total Plays	232	199
Average per Play	5.5	5.4
Average Per Game	319.8	267.0
Big Plays (>20 yds)	21	21
Time of Possession	01:31:15	01:33:12
Penalties - Yards	22 - 205	28 - 190

TURNOVER BREAKDOWN						
TAKEAWAY			GIVEAWAY			
INT	FUM	TOTAL	INT	FUM	TOTAL	DIFF
5	6	11	2	2	4	7


Team Cumulative Defensive Statistics

MIDDLETOWN (3 - 1)		
	 Your Team	Opponents
Sacks	9	5
Yards	0	0
Interceptions	5	2
Yards	17	1
Touchdowns	1	0
Fumbles		
Forced	7	2
Recovered	6	2
Yards	17	0
Turnover Return Yards	34	1
Pass Break Ups	9	5
Safeties	0	0

TURNOVER BREAKDOWN						
TAKEAWAY			GIVEAWAY			
INT	FUM	TOTAL	INT	FUM	TOTAL	DIFF
5	6	11	2	2	4	7

Team Cumulative Special Teams Statistics

MIDDLETOWN (3 - 1)

	 Your Team	Opponents
Kickoff Returns	13	24
Yards	319	293
Average Per Attempt	24.5	12.2
Kickoff Return TDs	0	0
Kickoffs	26	17
Yards	1129	820
Average	43.4	48.2
Touchbacks	0	0
Punt Returns	3	6
Yards	56	11
Fair Catches	2	0
Average Per Attempt	18.7	1.8
Punt Return TDs	0	0
Punts	15	15
Yards	484	363
Punting Touchbacks	0	0
Average Yards Per Punt	32.3	24.2
Punts Blocked	0	2

Field Goals Made - Attempted	0 - 2	0 - 1
0-19	0 - 1	0 - 0
20-29	0 - 0	0 - 0
30-39	0 - 1	0 - 1
40-49	0 - 0	0 - 0
50+	0 - 0	0 - 0
PAT Made - Attempted	19 - 21	6 - 7
Two Point Conversions Made - Attempted	1 - 1	0 - 4

Player Cumulative Offensive Statistics

RUSHING						
Name	G	Att	Yds	Avg	TD	YPG
#6 Isaiah Dowery	4	51	313	6.1	4	78.3
#43 Roland Hockenbery	4	31	106	3.4	0	26.5
#7 Reese Poffenberger	4	24	43	1.8	2	10.8
#11 Andrew Frizzell	4	1	20	20.0	0	5.0
#19 Matthew Mancini	4	4	15	3.8	1	3.8
#20 Mike Tobery	4	10	14	1.4	0	3.5
#44 JD Nelson	4	1	2	2.0	0	0.5
Team	4	2	0	0.0	0	0.0

PASSING									
Name	G	Cmp	Att	Yds	TD	Int	YPG	Pct	QBR
#7 Reese Poffenberger	4	62	108	766	14	2	191.5	57.4%	156.1

RECEIVING

Name	G	Rec	Yds	Avg	TD	YPG
#9 Colten McCracken	4	20	270	13.5	5	67.5
#11 Andrew Frizzell	4	16	186	11.6	3	46.5
#3 Jaylen Dotson	4	12	118	9.8	3	29.5
#2 Cole Porter	4	5	61	12.2	1	15.3
#17 Jason Houck	4	3	52	17.3	1	13.0
#6 Isaiah Dowery	4	1	34	34.0	0	8.5
#43 Roland Hockenbery	4	3	23	7.7	0	5.8
#82 Mason Doody	4	1	17	17.0	0	4.3
#5 Brandon Malko	4	1	5	5.0	1	1.3

OFFENSIVE FUMBLES

Name	Fumbles	Fumbles Lost
#6 Isaiah Dowery	1	1
#43 Roland Hockenbery	1	1

TOTAL OFFENSE							
Name	G	Plays	Rush - Yards	Pass - Yards	TGT - Rec - Yards	Total Yards	YPG
#7 Reese Poffenberger	4	132	24 - 43	108 - 766	0 - 0 - 0	809	202.3
#6 Isaiah Dowery	4	51	51 - 313	0 - 0	1 - 1 - 34	347	86.8
#9 Colten McCracken	4	0	0 - 0	0 - 0	20 - 20 - 270	270	67.5
#11 Andrew Frizzell	4	1	1 - 20	0 - 0	16 - 16 - 186	206	51.5
#43 Roland Hockenbery	4	31	31 - 106	0 - 0	3 - 3 - 23	129	32.3
#3 Jaylen Dotson	4	0	0 - 0	0 - 0	12 - 12 - 118	118	29.5
#2 Cole Porter	4	0	0 - 0	0 - 0	5 - 5 - 61	61	15.3
#17 Jason Houck	4	0	0 - 0	0 - 0	3 - 3 - 52	52	13.0
#82 Mason Doody	4	0	0 - 0	0 - 0	1 - 1 - 17	17	4.3
#19 Matthew Mancini	4	4	4 - 15	0 - 0	0 - 0 - 0	15	3.8
#20 Mike Tobery	4	10	10 - 14	0 - 0	0 - 0 - 0	14	3.5
#5 Brandon Malko	4	0	0 - 0	0 - 0	1 - 1 - 5	5	1.3
#44 JD Nelson	4	1	1 - 2	0 - 0	0 - 0 - 0	2	0.5
Team	4	2	2 - 0	0 - 0	0 - 0 - 0	0	0.0

SCORING

Name	TD	FG	Kick PAT	2pt PAT	Pts
#9 Colten McCracken	6	0	1	0	37
#6 Isaiah Dowery	4	0	0	1	26
#10 Brandon Doxzen	0	0	18	0	18
#11 Andrew Frizzell	3	0	0	0	18
#3 Jaylen Dotson	3	0	0	0	18
#7 Reese Poffenberger	2	0	0	0	12
#2 Cole Porter	1	0	0	0	6
#19 Matthew Mancini	1	0	0	0	6
#5 Brandon Malko	1	0	0	0	6
#17 Jason Houck	1	0	0	0	6

Player Cumulative Defensive Statistics

DEFENSE

Name	Total Tackles	Solo	Assist	Sack - Yds	TFL	Safeties	Pass Breakups
#43 Roland Hockenbery	21	17	8	0 - 0	4	0	0
#11 Andrew Frizzell	17	14	6	1.5 - 0	6	0	0
#54 Zach Brady	13.5	11	5	0.5 - 0	2.5	0	0
#9 Colten McCracken	13	11	4	0 - 0	1	0	2
#44 JD Nelson	13	10	6	1 - 0	2	0	1
#82 Mason Doody	10.5	7	7	2.5 - 0	4.5	0	2
#50 Jordan Hoy	7	5	4	0 - 0	1.5	0	0
#56 Kris Lynott	6.5	4	5	1 - 0	1.5	0	0
#80 Drew Maly	5.5	4	3	1 - 0	1	0	0
#2 Cole Porter	5	5	0	0 - 0	1	0	2
#17 Jason Houck	5	5	0	0 - 0	1	0	1
#18 Colby Doreen	5	5	0	0 - 0	0	0	0
#51 Robert Fulton	4.5	4	1	0 - 0	0	0	0
#88 Eli Berger	4	4	0	0 - 0	1	0	0
#61 Max Chumbris	4	3	2	0.5 - 0	1.5	0	0
#5 Brandon Malko	3.5	2	3	0 - 0	0	0	0
#6 Isaiah Dowery	2.5	1	3	0 - 0	0	0	0
#74 Brady Rosner	2	1	2	1 - 0	1.5	0	0

Name	Total Tackles	Solo	Assist	Sack - Yds	TFL	Safeties	Pass Breakups
#58	2	1	2	0 - 0	0	0	0
#19 Matthew Mancini	1.5	1	1	0 - 0	1	0	1
#75 Conor Faron	1.5	1	1	0 - 0	0	0	0
#60 Luke Grossnickle	1	1	0	0 - 0	0	0	0
#3 Jaylen Dotson	1	1	0	0 - 0	0	0	0
#8 Will Topper	1	1	0	0 - 0	0	0	0
#67 Brian Atkinson	1	1	0	0 - 0	0	0	0
#10 Brandon Doxzen	1	1	0	0 - 0	0	0	0
#33 Bradon Hoyt	1	1	0	0 - 0	0	0	0
#12 Kevin Diaz	0.5	0	1	0 - 0	0	0	0
Team	0	0	0	0 - 0	0	0	0

INTERCEPTIONS			
Name	Num	Return Yards	TD
#9 Colten McCracken	3	26	1
#3 Jaylen Dotson	1	0	0
#19 Matthew Mancini	1	(-9)	0

DEFENSIVE FUMBLES

Name	Forced	Recovered	Recovery Yards	TD
Team	5	1	0	0
#11 Andrew Frizzell	1	1	0	0
#5 Brandon Malko	1	1	0	0
#44 JD Nelson	0	2	0	0
#54 Zach Brady	0	3	17	0
#9 Colten McCracken	0	1	0	0

Player Cumulative Special Teams Statistics

KICKING							
Name	FGM-A	0-19	20-29	30-39	40-49	50+	XPM-A
#10 Brandon Doxzen	0 - 2	0 - 1	0 - 0	0 - 1	0 - 0	0 - 0	18 - 20
#9 Colten McCracken	0 - 0	0 - 0	0 - 0	0 - 0	0 - 0	0 - 0	1 - 1

KICKOFFS				
Name	Num	Yds	Avg	Touchbacks
#10 Brandon Doxzen	23	1007	43.8	0
#9 Colten McCracken	3	122	40.7	0

PUNTING							
Name	Num	Yds	Avg	I20	Blk	Touchbacks	Fair Catches
#9 Colten McCracken	14	446	31.9	4	0	0	0
#10 Brandon Doxzen	1	38	38.0	1	0	0	0

KICK RETURNS

Name	Num	Yds	Avg	TD
#6 Isaiah Dowery	5	189	37.8	0
#2 Cole Porter	2	44	22.0	0
#5 Brandon Malko	2	39	19.5	0
#9 Colten McCracken	3	30	10.0	0
#3 Jaylen Dotson	1	17	17.0	0

PUNT RETURNS

Name	Num	Yds	Avg	TD
#6 Isaiah Dowery	2	56	28.0	0
#9 Colten McCracken	1	0	0.0	0

