


Print Reports

Team Cumulative Offensive Statistics


MIDDLETOWN (3 - 2)

	 Your Team	Opponents
Scoring	161	116
Points Per Game	32.2	23.2
Downs		
First Downs	82	56
First Downs - Rushing	39	35
First Downs - Passing	42	12
First Downs - Penalties	1	9
Third Down Conversions/Attempts	20/60 (33.3%)	13/56 (23.2%)
Fourth Down Conversions/Attempts	3/8 (37.5%)	8/21 (38.1%)
Turnovers	5	11
Rushing	580	856
Attempts	154	170
Average Per Rush	3.8	5.0
Average Per Game	116.0	171.2
Rushing TDs	8	9
Passing	906	526
Completions- Attempts	76 - 129	26 - 68
Avg Per Attempt	7.0	7.7

Avg Per Completion	11.9	20.2
Avg Per Game	181.2	105.2
Passing TDs	14	7
Interceptions	3	5
Fumbles - Lost	3 - 2	6 - 6
Total Offense	1486	1382
Total Plays	283	238
Average per Play	5.3	5.8
Average Per Game	297.2	276.4
Big Plays (>20 yds)	24	28
Time of Possession	02:00:14	01:50:06
Penalties - Yards	25 - 225	33 - 230

TURNOVER BREAKDOWN						
TAKEAWAY			GIVEAWAY			
INT	FUM	TOTAL	INT	FUM	TOTAL	DIFF
5	6	11	3	2	5	6


Team Cumulative Defensive Statistics

MIDDLETOWN (3 - 2)		
	 Your Team	Opponents
Sacks	9	5
Yards	0	0
Interceptions	5	3
Yards	17	(-4)
Touchdowns	1	0
Fumbles		
Forced	8	3
Recovered	6	2
Yards	17	0
Turnover Return Yards	34	(-4)
Pass Break Ups	14	9
Safeties	0	0

TURNOVER BREAKDOWN						
TAKEAWAY			GIVEAWAY			
INT	FUM	TOTAL	INT	FUM	TOTAL	DIFF
5	6	11	3	2	5	6

Team Cumulative Special Teams Statistics

MIDDLETOWN (3 - 2)

	 Your Team	Opponents
Kickoff Returns	15	25
Yards	341	380
Average Per Attempt	22.7	15.2
Kickoff Return TDs	0	1
Kickoffs	27	24
Yards	1176	1216
Average	43.6	50.7
Touchbacks	0	5
Punt Returns	6	12
Yards	56	27
Fair Catches	2	0
Average Per Attempt	9.3	2.3
Punt Return TDs	0	0
Punts	23	18
Yards	642	447
Punting Touchbacks	1	0
Average Yards Per Punt	27.9	24.8
Punts Blocked	2	2

Field Goals Made - Attempted	0 - 2	0 - 1
0-19	0 - 1	0 - 0
20-29	0 - 0	0 - 0
30-39	0 - 1	0 - 1
40-49	0 - 0	0 - 0
50+	0 - 0	0 - 0
PAT Made - Attempted	19 - 21	12 - 13
Two Point Conversions Made - Attempted	1 - 1	0 - 4

Player Cumulative Offensive Statistics

RUSHING						
Name	G	Att	Yds	Avg	TD	YPG
#6 Isaiah Dowery	5	64	368	5.8	4	73.6
#43 Roland Hockenbery	5	33	100	3.0	0	20.0
#7 Reese Poffenberger	5	39	61	1.6	3	12.2
#11 Andrew Frizzell	5	1	20	20.0	0	4.0
#19 Matthew Mancini	5	4	15	3.8	1	3.0
#20 Mike Tobery	5	10	14	1.4	0	2.8
#44 JD Nelson	5	1	2	2.0	0	0.4
Team	5	2	0	0.0	0	0.0

PASSING									
Name	G	Cmp	Att	Yds	TD	Int	YPG	Pct	QBR
#7 Reese Poffenberger	5	76	129	906	14	3	181.2	58.9%	149.1

RECEIVING

Name	G	Rec	Yds	Avg	TD	YPG
#9 Colten McCracken	5	20	270	13.5	5	54.0
#11 Andrew Frizzell	5	18	201	11.2	3	40.2
#3 Jaylen Dotson	5	12	118	9.8	3	23.6
#2 Cole Porter	5	9	104	11.6	1	20.8
#6 Isaiah Dowery	5	5	63	12.6	0	12.6
#17 Jason Houck	5	4	53	13.3	1	10.6
#80 Drew Maly	5	3	52	17.3	0	10.4
#43 Roland Hockenbery	5	3	23	7.7	0	4.6
#82 Mason Doody	5	1	17	17.0	0	3.4
#5 Brandon Malko	5	1	5	5.0	1	1.0
#34 Jalen Huskey	5	0	0	0.0	0	0.0

OFFENSIVE FUMBLES

Name	Fumbles	Fumbles Lost
#7 Reese Poffenberger	1	0
#6 Isaiah Dowery	1	1
#43 Roland Hockenbery	1	1

TOTAL OFFENSE

Name	G	Plays	Rush - Yards	Pass - Yards	TGT - Rec - Yards	Total Yards	YPG
#7 Reese Poffenberger	5	168	39 - 61	129 - 906	0 - 0 - 0	967	193.4
#6 Isaiah Dowery	5	64	64 - 368	0 - 0	5 - 5 - 63	431	86.2
#9 Colten McCracken	5	0	0 - 0	0 - 0	20 - 20 - 270	270	54.0
#11 Andrew Frizzell	5	1	1 - 20	0 - 0	18 - 18 - 201	221	44.2
#43 Roland Hockenbery	5	33	33 - 100	0 - 0	3 - 3 - 23	123	24.6
#3 Jaylen Dotson	5	0	0 - 0	0 - 0	12 - 12 - 118	118	23.6
#2 Cole Porter	5	0	0 - 0	0 - 0	13 - 9 - 104	104	20.8
#17 Jason Houck	5	0	0 - 0	0 - 0	5 - 4 - 53	53	10.6
#80 Drew Maly	5	0	0 - 0	0 - 0	3 - 3 - 52	52	10.4
#82 Mason Doody	5	0	0 - 0	0 - 0	1 - 1 - 17	17	3.4
#19 Matthew Mancini	5	4	4 - 15	0 - 0	0 - 0 - 0	15	3.0
#20 Mike Tobery	5	10	10 - 14	0 - 0	0 - 0 - 0	14	2.8
#5 Brandon Malko	5	0	0 - 0	0 - 0	1 - 1 - 5	5	1.0
#44 JD Nelson	5	1	1 - 2	0 - 0	0 - 0 - 0	2	0.4
Team	5	2	2 - 0	0 - 0	0 - 0 - 0	0	0.0
#34 Jalen Huskey	5	0	0 - 0	0 - 0	1 - 0 - 0	0	0.0

SCORING

Name	TD	FG	Kick PAT	2pt PAT	Pts
#9 Colten McCracken	6	0	1	0	37
#6 Isaiah Dowery	4	0	0	1	26
#7 Reese Poffenberger	3	0	0	0	18
#10 Brandon Doxzen	0	0	18	0	18
#11 Andrew Frizzell	3	0	0	0	18
#3 Jaylen Dotson	3	0	0	0	18
#2 Cole Porter	1	0	0	0	6
#19 Matthew Mancini	1	0	0	0	6
#5 Brandon Malko	1	0	0	0	6
#17 Jason Houck	1	0	0	0	6

Player Cumulative Defensive Statistics

DEFENSE

Name	Total Tackles	Solo	Assist	Sack - Yds	TFL	Safeties	Pass Breakups
#43 Roland Hockenbery	21	17	8	0 - 0	4	0	0
#44 JD Nelson	20	16	8	1 - 0	2	0	1
#11 Andrew Frizzell	17	14	6	1.5 - 0	6	0	0
#54 Zach Brady	14	11	6	0.5 - 0	3	0	1
#82 Mason Doody	13.5	10	7	2.5 - 0	5.5	0	3
#9 Colten McCracken	13	11	4	0 - 0	1	0	2
#61 Max Chumbris	10	8	4	0.5 - 0	4	0	0
#50 Jordan Hoy	9	6	6	0 - 0	1.5	0	0
#2 Cole Porter	7	7	0	0 - 0	1	0	2
#56 Kris Lynott	6.5	4	5	1 - 0	1.5	0	0
#80 Drew Maly	6.5	5	3	1 - 0	1	0	0
#18 Colby Doreen	6	5	2	0 - 0	0	0	0
#17 Jason Houck	5	5	0	0 - 0	1	0	1
#51 Robert Fulton	4.5	4	1	0 - 0	0	0	0
#88 Eli Berger	4	4	0	0 - 0	1	0	0
#19 Matthew Mancini	4	3	2	0 - 0	1	0	1
#34 Jalen Huskey	4	4	0	0 - 0	0	0	1
#6 Isaiah Dowery	3.5	2	3	0 - 0	0	0	0

Name	Total Tackles	Solo	Assist	Sack - Yds	TFL	Safeties	Pass Breakups
#5 Brandon Malko	3.5	2	3	0 - 0	0	0	0
#74 Brady Rosner	2	1	2	1 - 0	1.5	0	0
#58	2	1	2	0 - 0	0	0	0
#15 Gage Queen	2	2	0	0 - 0	0	0	2
#75 Conor Faron	1.5	1	1	0 - 0	0	0	0
#60 Luke Grossnickle	1	1	0	0 - 0	0	0	0
#3 Jaylen Dotson	1	1	0	0 - 0	0	0	0
#8 Will Topper	1	1	0	0 - 0	0	0	0
#67 Brian Atkinson	1	1	0	0 - 0	0	0	0
#10 Brandon Doxzen	1	1	0	0 - 0	0	0	0
#33 Bradon Hoyt	1	1	0	0 - 0	0	0	0
#12 Kevin Diaz	0.5	0	1	0 - 0	0	0	0
Team	0	0	0	0 - 0	0	0	0
#7 Reese Poffenberger	0	0	0	0 - 0	0	0	0

INTERCEPTIONS

Name	Num	Return Yards	TD
#9 Colten McCracken	3	26	1
#3 Jaylen Dotson	1	0	0
#19 Matthew Mancini	1	(-9)	0

DEFENSIVE FUMBLES

Name	Forced	Recovered	Recovery Yards	TD
Team	5	1	0	0
#11 Andrew Frizzell	1	1	0	0
#5 Brandon Malko	1	1	0	0
#7 Reese Poffenberger	1	1	0	0
#44 JD Nelson	0	2	0	0
#54 Zach Brady	0	3	17	0
#9 Colten McCracken	0	1	0	0

Player Cumulative Special Teams Statistics

KICKING							
Name	FGM-A	0-19	20-29	30-39	40-49	50+	XPM-A
#10 Brandon Doxzen	0 - 2	0 - 1	0 - 0	0 - 1	0 - 0	0 - 0	18 - 20
#9 Colten McCracken	0 - 0	0 - 0	0 - 0	0 - 0	0 - 0	0 - 0	1 - 1

KICKOFFS				
Name	Num	Yds	Avg	Touchbacks
#10 Brandon Doxzen	24	1054	43.9	0
#9 Colten McCracken	3	122	40.7	0

PUNTING							
Name	Num	Yds	Avg	I20	Blk	Touchbacks	Fair Catches
#9 Colten McCracken	14	446	31.9	4	0	0	0
#2 Cole Porter	6	141	23.5	0	2	0	0
#10 Brandon Doxzen	2	78	39.0	1	0	0	0
#15 Gage Queen	1	(-23)	(-23.0)	0	0	1	0

KICK RETURNS

Name	Num	Yds	Avg	TD
#6 Isaiah Dowery	6	211	35.2	0
#2 Cole Porter	3	44	14.7	0
#5 Brandon Malko	2	39	19.5	0
#9 Colten McCracken	3	30	10.0	0
#3 Jaylen Dotson	1	17	17.0	0

PUNT RETURNS

Name	Num	Yds	Avg	TD
#6 Isaiah Dowery	3	56	18.7	0
#9 Colten McCracken	1	0	0.0	0
Team	2	0	0.0	0

